

JUNE, 2024

Colorado Department of Public Safety

Division of Criminal Justice

Office for Victims Programs



COLORADO
Division of Criminal Justice
Department of Public Safety



Colorado Crime Victim Compensation Program Report Federal Fiscal Year 2023

The Division of Criminal Justice is committed to the full inclusion of all individuals, and we are continually making changes to improve accessibility and usability of our services.

As part of this commitment,

The Division of Criminal Justice Division is prepared to offer reasonable accommodations for those who have difficulty engaging with our content. As an example, documents can be produced in an alternative file format upon request.

To request this and other accommodations, or to discuss your needs further, please contact The Office of Victims Programs at 720 672-2166 or kate.horn-murphy@state.co.us

Financial assistance for victims of violent crimes

Office for Victims Programs

Mission

Improve the physical and emotional recovery of Colorado's crime victims
and

Restore victims' confidence in the criminal justice system

Stan Hilkey

Department of Public Safety Executive Director

Matthew M. Lunn

Division of Criminal Justice Director

Kelly Kissell

Office for Victims Programs Manager

Lee Hetteema

Financial Grant Specialist

Sara Geyer

Program Assistant

Kate Horn-Murphy

State Crime Victim Compensation & Local VALE Administrator

COLORADO DEPARTMENT OF PUBLIC SAFETY

DIVISION OF CRIMINAL JUSTICE OFFICE FOR VICTIMS PROGRAMS

700 KIPLING STREET, SUITE 1000

DENVER, CO 80215

PHONE: 303-239-5719 / TOLL FREE 1-888-282-1080

FAX: 303-239-5743

WEBSITE: dcj.colorado.gov/crime-victim-compensation

Table of Contents

Executive Summary Colorado Crime Victim Compensation Federal Fiscal Year 2023 Report..	5
FFY23 Colorado Top 5 Crime Type Expenditures	5
Colorado CVC Programs Ability to Meet Crime Victim Needs	6
FFY14 – FFY23 CVC State Revenue and Total Expenditures	6
FFY23 Colorado Crime Victim Compensation Claim Demographics	7
Colorado Crime Victim Compensation Program Structure	8
Colorado CVC Statutory Allowable Crime Related Losses	9
Colorado Crime Victim Compensation Program Operations	9
Colorado Judicial District Map	10
State Criminal Fines and Surcharges	11
Restitution.....	11
Federal Grant Funds.....	12
FY23 Colorado Crime Victim Compensation State Revenue	13
Victims of Crime Act (VOCA) Victim Compensation (VC) Funds.....	14
Colorado VOCA CVC Supplemental Grant Funds Overview	14
Colorado Supplemental VOCA VC Grant Funds Received.....	15
Federal (VOCA) CVC Funds OVP Application and Award Process	15
LOCAL CVC PROGRAMS VOCA CVC GRANT FUND ALLOCATIONS	16
Colorado CVC Fund Expenditures Overview.....	16
Five Year Average FFY CVC Payments By Crime & Service Categories	17
Colorado FFY23 CVC Paid By Compensable Crimes	18
FFY23 Colorado CVC Compensable Crimes Paid by Percentage	18
FFY23 Colorado CVC Compensable Crimes Paid by Dollar Amount.....	18
Colorado FFY23 CVC Paid by Compensable Services	19
FFY23 Colorado CVC Compensable Services Paid by Percentage	19
FFY23 Colorado CVC Compensable Services Paid by Dollar Amount	19

Colorado FFY23 CVC Individual Judicial District Reports	20
1 st Judicial District.....	21
2 nd Judicial District	23
3 rd Judicial District	25
4 th Judicial District	27
5 th Judicial District	29
6 th Judicial District	31
7 th Judicial District	33
8 th Judicial District	35
9 th Judicial District	37
10 th Judicial District.....	39
11 th Judicial District.....	41
12 th Judicial District.....	43
13 th Judicial District.....	45
13 th Judicial District.....	46
14 th Judicial District.....	47
15 th Judicial District.....	49
16 th Judicial District.....	51
17 th Judicial District.....	53
18 th Judicial District.....	55
19 th Judicial District.....	57
20 th Judicial District.....	59
21 st Judicial District	61
22 nd Judicial District	63
Colorado Crime Victim Compensation Contact Information	65

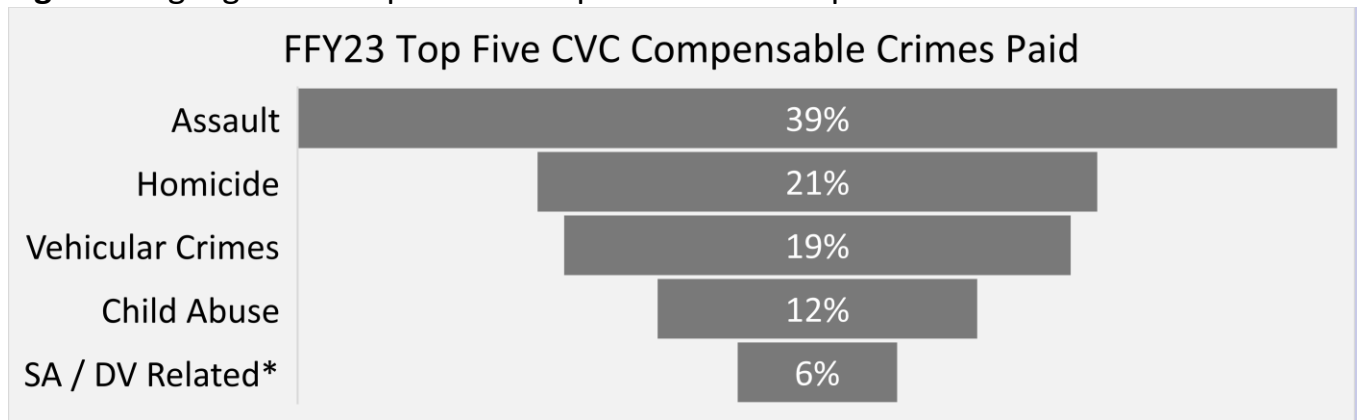
Executive Summary Colorado Crime Victim Compensation Federal Fiscal Year 2023 Report

Nationally, Colorado ranks 8th in the total amount of Crime Victim Compensation (CVC) funds disbursed to help victims. As one of only two states with a decentralized Crime Victim Compensation program structure, local Colorado judicial district CVC programs assisted more victims in Federal Fiscal Year 2023 (FFY23) than 45 other states and U.S. territories. (Source: OVC 2023 Federal CVC Grant Formula Chart; federal fiscal year: October 1 through September 30).

- ❖ **\$14,186,646** **TOTAL CVC FUNDS PAID** by local CVC Programs for tangible financial losses
- ❖ **6,224** **TOTAL CRIME VICTIMS ASSISTED**
 26% of total victims assisted were domestic violence survivors and their children
 24% of total victims assisted were child survivors of neglect, physical and sexual abuse
- ❖ **\$4,624,226** **TOTAL CRIMINAL CONVICTION SURCHARGES COLLECTED**
 This is an approximate 18% decrease from FFY22 (\$5,611,542).
- ❖ **\$8,622,468** **TOTAL STATE REVENUE AVAILABLE**
 This is an approximate 20% decrease from FFY22 (\$10,759,530).

FFY23 Colorado Top 5 Crime Type Expenditures

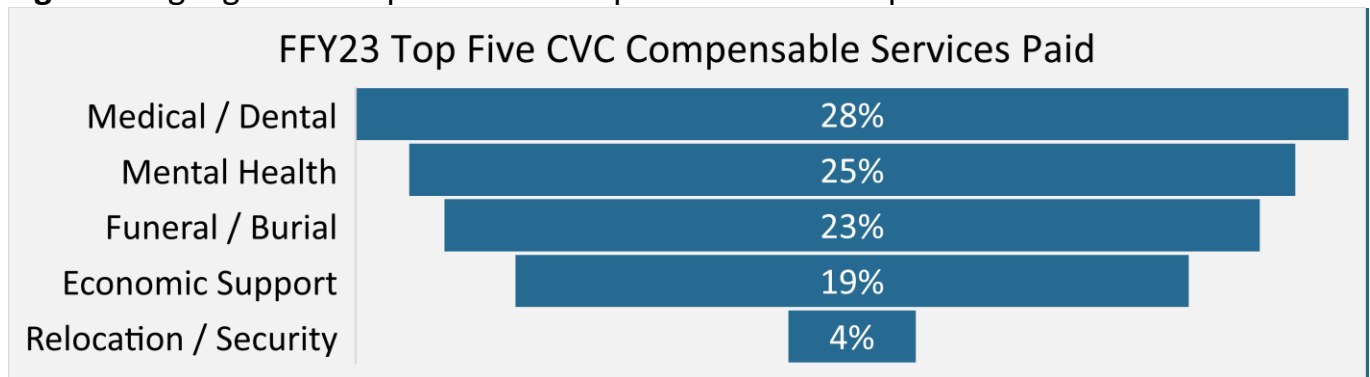
Figure 1 highlights the top 5 CVC compensable crimes paid in FFY23



*Sexual Assault / Domestic Violence Related

FFY23 Colorado Top 5 CVC Service Expenditures

Figure 2 highlights the top five CVC compensable services paid in FFY23



Colorado CVC Programs Ability to Meet Crime Victim Needs

Pursuant to state statute, funds for local CVC programs are assessed and collected from offenders who are convicted of, or receive a deferred sentence for felony and misdemeanor crimes as well as specific traffic offenses. Local district, county and traffic court assessed surcharges, as well as court ordered restitution collected, are the **sole funding sources for 69% of the revenue available** to local CVC programs.

Local CVC programs *do not receive funds from the state general fund*, which supports other basic state-funded services, such as K-12 education, prisons, courts, and public assistance. **This primary funding source has declined an average of 12% each federal fiscal year since FFY18.**

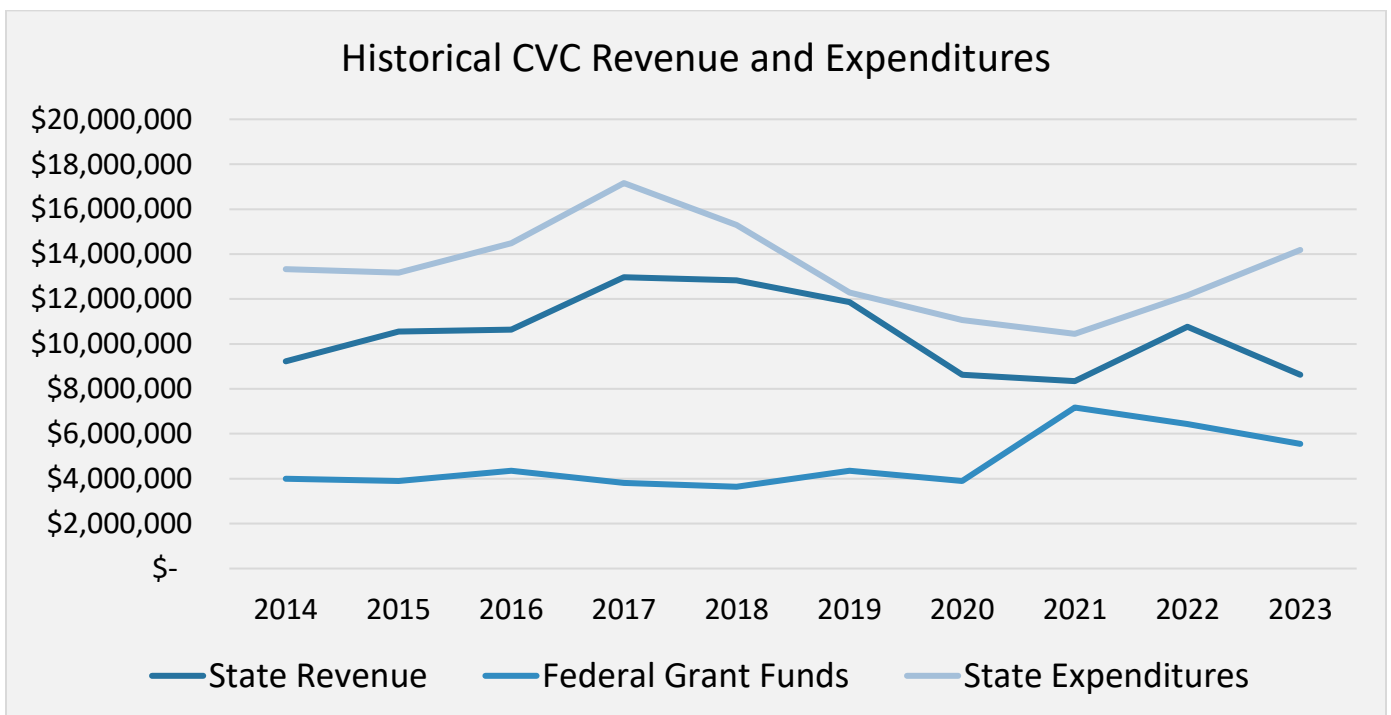
Colorado receives federal Victim of Crime Act (VOCA) CVC grant funds from the Office for Victims of Crime (OVC). These funds are critical to supplement local CVC programs for payment of the 31% of tangible financial losses that exceed local judicial district revenue. VOCA CVC grant funds are contracted for use over a three-year period and administered for the state by the Office for Victims Programs (OVP). VOCA CVC grant funds have provided an FFY average of \$4,710,419 supplemental funds for local CVC programs.

Figure 3 illustrates the gap between CVC state revenue and total CVC fund expenditures during the past ten-year period. **Local CVC programs receive an average of \$2,916,762 more in requests than funds available each federal fiscal year.**

FFY14 – FFY23 CVC State Revenue and Total Expenditures

Figure 3 shows a historical overview of aggregate CVC State Revenue Federal Grant Funds and Expenditures for a ten federal fiscal year period.

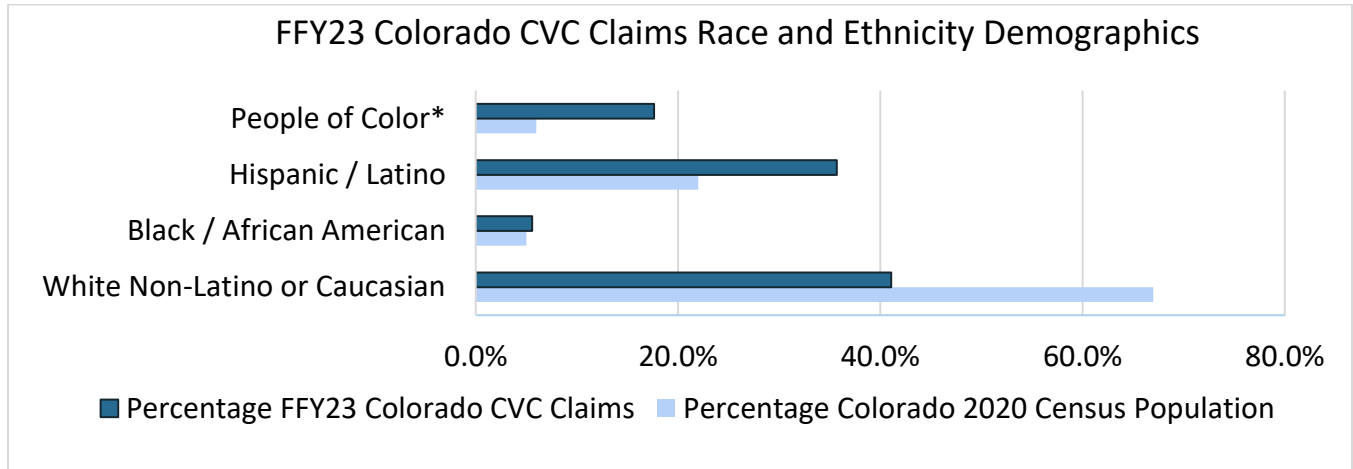
**Total State expenditures includes both state revenue and federal CVC grant funds*



FFY23 Colorado Crime Victim Compensation Claim Demographics

The figures below reflect aggregate demographics of FFY23 CVC applications received statewide compared to the 2020 Colorado Census Demographics. Individual judicial district percentages for FFY23 demographics CVC claims can be found on pages 21 thru 64.

Figure 4 FFY23 Colorado CVC Claim Race and Ethnicity Demographics



*People of Color Not Identifying as Black or Hispanic

Figure 5 FFY23 Colorado CVC Claim Gender Demographics

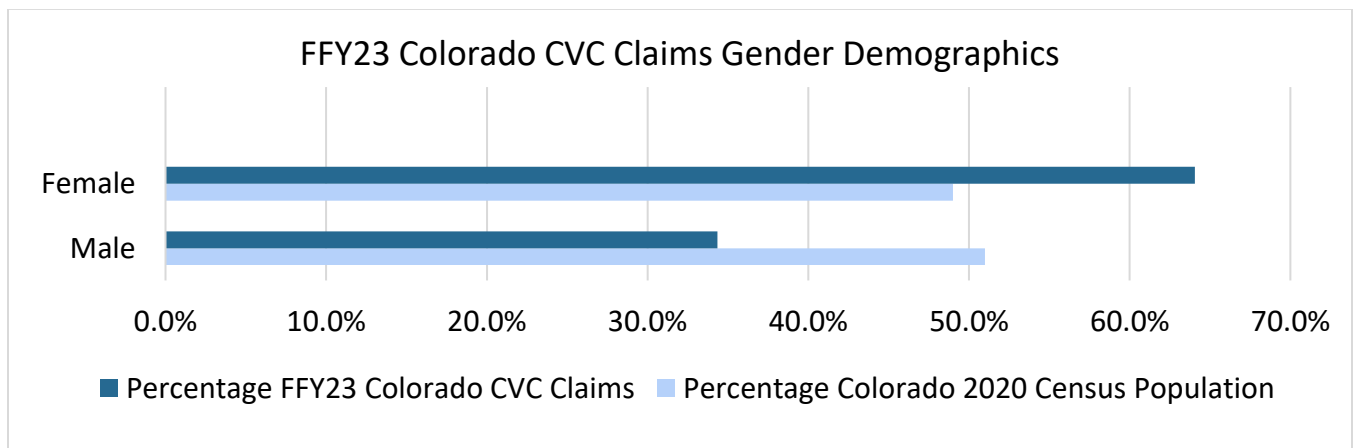
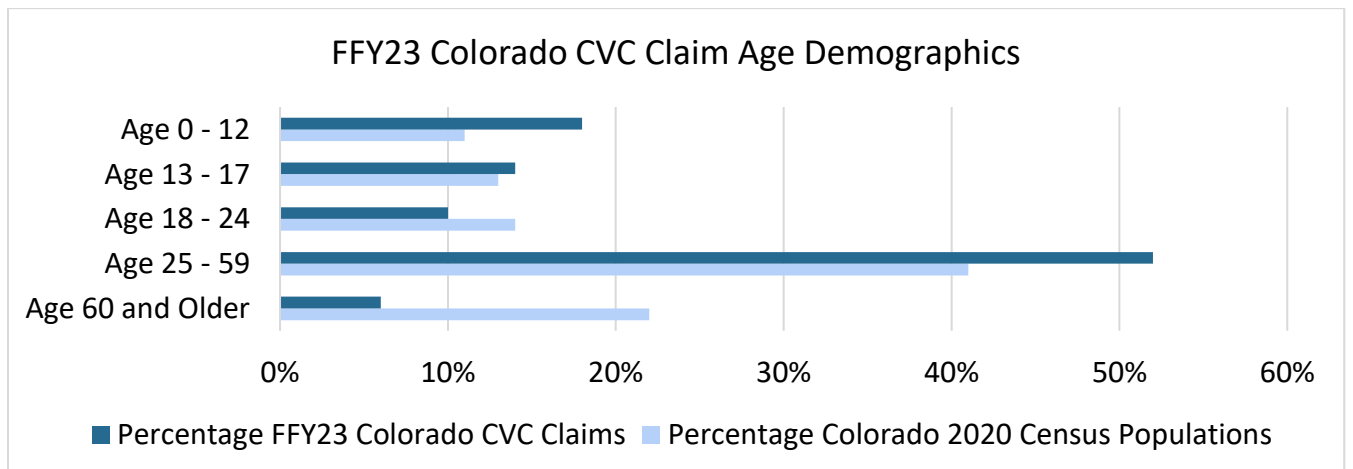


Figure 6 FFY23 Colorado CVC Claim Age Demographics



Colorado Crime Victim Compensation Program Structure

Legislation creating the Crime Victim Compensation fund was passed by the Colorado General Assembly in 1981. The legislation established a funding mechanism to assist crime victims with tangible expenses incurred because of a criminal act committed after July 1, 1982 through crime victim compensation programs established in each of Colorado's 22 judicial districts. The statute outlines service categories that may be considered for payment related to specific crimes committed after July 1, 1982. Each judicial district is responsible for the administration, financial management, and decisions regarding its victim compensation funds.

The Victims of Crime Act (VOCA) of 1984 provided federal grant funding to supplement local Colorado Crime Victim Compensation (CVC) funds in judicial districts where local funds are insufficient to meet the needs of crime victims. Colorado has received federal (VOCA) CVC grant funds to supplement state crime victim compensation program CVC fund disbursements since 1985. Federal CVC funds are administered by the Office for Victims Programs, located in the Division of Criminal Justice, Colorado Department of Public Safety. The application process for federal CVC grant funds is non-competitive. Federal CVC grant awards are based upon a formula used to determine the target fund balance of each judicial district. Federal CVC grant funds are passed through, or sub-granted, by OVP to local judicial district Crime Victim Compensation Programs.

The Crime Victim Services Advisory Board (Advisory Board) is responsible for the development of, revisions to, and compliance with the *Standards for the Administration of Crime Victim Compensation Programs (Standards)*. The *Standards* were established in 1992 and have been amended periodically.

Colorado CVC Statutory Eligibility Requirements

- ❖ Being a victim of an eligible crime, which occurred on or after July 1, 1982;
- ❖ Reporting the crime to law enforcement within 72 hours;
- ❖ Documentation of financial losses directly related to the reported crime;
- ❖ CVC application filed within one year of the crime (within six months for eligible property crimes);
- ❖ Demonstration of cooperation with the law enforcement investigation and prosecution of the case (if applicable);
- ❖ Demonstration that the injury and/or death of the victim was not substantially attributable to the victim's involvement in a wrongful act and/or substantially provocative at the time of the crime.

Note: C.R.S. §24-4.1-108 (2) allows a Board to waive law enforcement reporting, application filing, cooperation, and substantial attribution and/or provocative requirements in the interest of justice, if the Board finds that is required.

Colorado CVC Statutory Allowable Crime Related Losses

Losses are verified to be directly related to the compensable crime are eligible for payment to a service provider and/or reimbursement for out-of-pocket expenses. CVC funds may be approved for up to \$30,000 for out-of-pocket expenses not covered by a victim's insurance or other collateral sources. Many, but not all, local judicial districts may also approve up to \$2,000 for emergency assistance. CVC statutory losses include:

- ❖ Medical and dental expenses;
- ❖ Mental health expenses;
- ❖ Economic support (lost wages; loss of support to dependents);
- ❖ Funeral/burial expenses;
- ❖ Repair or replacement of doors, locks and/or windows of residential property; and
- ❖ Rekeying of a motor vehicle or other locks necessary to ensure a victim's safety.

Colorado Crime Victim Compensation Program Operations

- ❖ Colorado's decentralized system establishes a separate Crime Victim Compensation (CVC) program in each of the state's 22 judicial districts. Per Colorado statute, victims are eligible to file an application for compensation assistance in the judicial district where the crime occurred.
- ❖ In Colorado, out-of-pocket expenses directly related to a crime that are not covered by a victim's insurance or other collateral sources may be considered for payment by CVC programs up to a maximum of \$30,000. Pursuant to both state and federal statutes, CVC programs are the "payer of last resort." For that reason, CVC programs require that victims apply for all other sources of payment available to them prior to receiving Crime Victim Compensation funds.

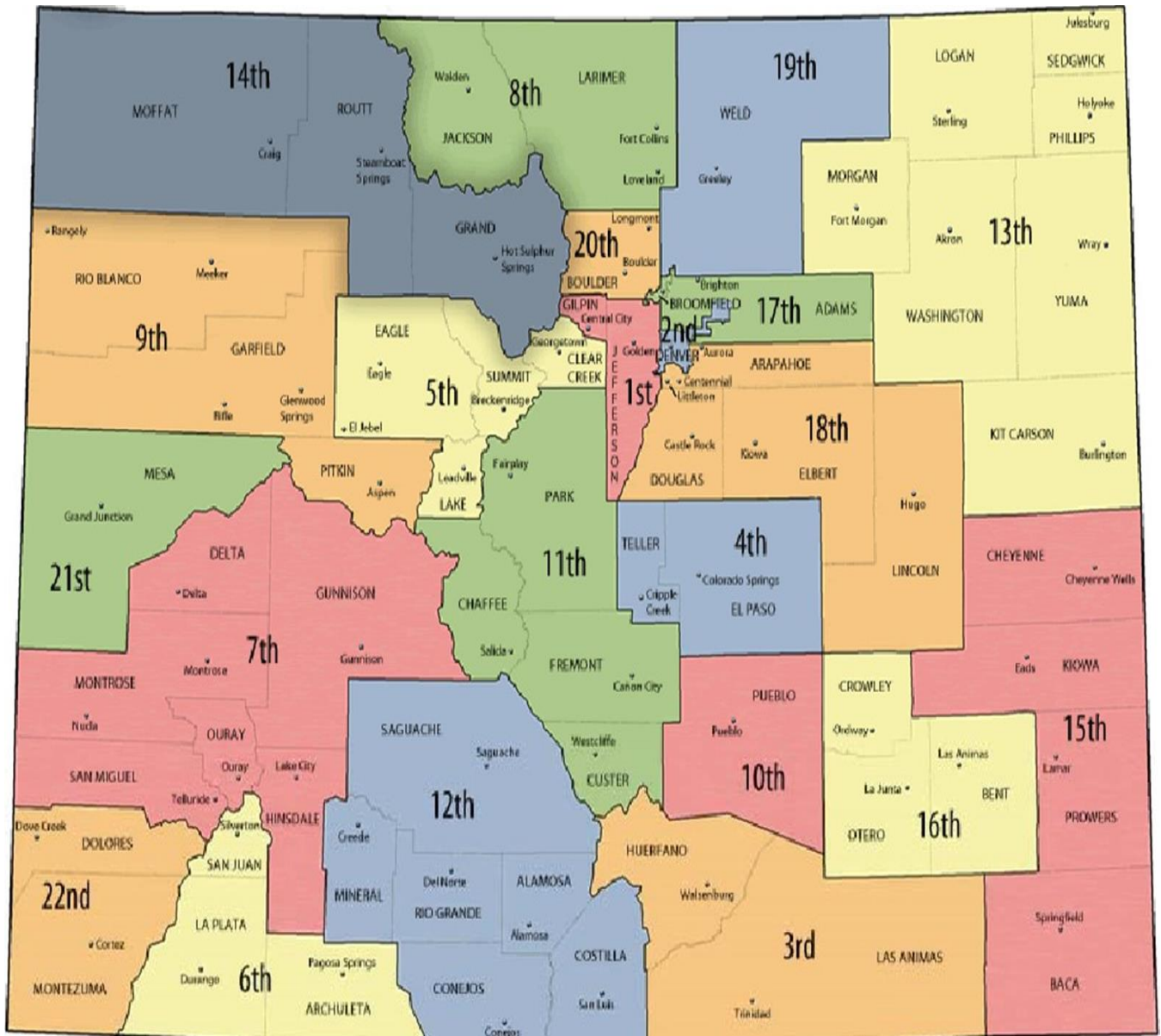
Colorado Judicial District Map

Contact information and map of local judicial district

CVC Program Administrators can be found at:

<https://dcj.colorado.gov/dcj-offices/victims-programs/crime-victim-compensation>

Figure 7 Map of Judicial Districts of Colorado



Colorado Crime Victim Compensation Funding Sources

State Criminal Fines and Surcharges

Crime Victim Compensation Programs in Colorado’s 22 judicial districts receive funding from both state and federal sources. Fines collected are the revenue source for 54% of available CVC funds. State CVC funds are collected and disbursed in each judicial district from offenders who are convicted of, or receive a deferred sentence for, crimes and/or traffic offenses classified as follows:

- ❖ Felony \$163.00
- ❖ Misdemeanor \$78.00
- ❖ Class 1 Misdemeanor Traffic Offenses \$46.00
- ❖ Class 2 Misdemeanor Traffic Offenses \$33.00
- ❖ Class A or class B traffic infraction – as delineated in C.R.S. §24-4.1-119 (f)(I) and C.R.S. §42-4-1701 (4). *(Fees vary as to the type of infraction.)*

Restitution

At the time of a criminal case sentencing, the court may order a defendant to pay restitution to any person(s) who have documented a financial loss as a result of the crime. The court may order a defendant to repay the CVC fund for expenses paid to a victim or service provider on behalf of the victim.

Since a case must reach a final disposition for the court to order restitution, victims may not be awarded restitution for a year or more. Local CVC Programs are usually able to provide tangible, financial assistance to crime victims to meet immediate needs within 45 days of receiving a completed CVC application. It is important to note that the majority of CVC claims handled by local judicial districts will not result in a criminal case conviction. Colorado’s CVC statute does not require an arrest, prosecution and/or conviction in order to assist a victim with financial losses related to a crime.

Across the state, court ordered restitution for losses paid by CVC programs is a revenue source for about 39% of available funds. Differential funding of local collection programs operating out of the state judicial department in each judicial district have a significant impact on the amount of restitution received by CVC programs.

Other Revenue Sources

Each year judicial districts receive additional revenue to their crime victim compensation fund in the form of interest earned on the state dollars collected, refunds from collateral sources and donations to the fund. Local judicial districts may also receive a portion of restitution payments made by defendants and not claimed by the intended recipient (Unclaimed Restitution) pursuant to C.R.S. §16-18.5-109(3).

Federal Grant Funds

Victims of Crime Act (VOCA) victim compensation (VC) grant funds are awarded to the states by the U.S. Department of Justice, Office for Victims of Crime. VOCA VC grant funds come from fines and penalties levied upon federal criminal defendants. Pursuant to state statute, the Division of Criminal Justice administers VOCA VC grant funds as “pass through” funds to local judicial districts through a sub-grant process. Recipients of VOCA VC grant funds are determined based upon an individual judicial district crime victim compensation programs’ financial need and spending patterns. An average of eight local judicial districts receive supplemental VOCA VC grant funds each federal fiscal year.

DCJ works closely with the 22 local victim compensation programs to assess their financial needs on a regular basis. When a local CVC program has a fund balance that is not keeping pace with the needs of victims in that judicial district, a VOCA VC grant agreement is executed with that program. This provides a local CVC program supplemental funding to meet the needs of crime victims in their communities. More information regarding VOCA VC funds can be found starting on page 14 of this report.

FFY23 Colorado Crime Victim Compensation State Revenue

Table 1 shows FFY23 data provided by the State Court Administrator Office (SCAO)

STATE REVENUE BY JUDICIAL DISTRICT OCTOBER 1, 2022 TO SEPTEMBER 30, 2023

JD	Fines (1)	Interest (2)	Dept. of Revenue (3)	Eligible DA Admin Fund* (4)	Eligible Court Admin Fund* (5)	Revenue After Deductions (6)	Restitution (7)	Unclaimed Restitution & Donations (8)	Refunds (9)	Amount to Program (10)
1st	427,113.79	1,864.60	52,556.20	\$48,153.46	\$12,038.36	\$421,342.77	\$250,598.94	\$34,719.35	(\$28,550.44)	\$678,110.62
2nd	402,470.35	3,107.85	3.00	\$40,558.12	\$10,139.53	\$354,883.55	\$532,738.47	\$346,068.96	(\$34,869.97)	\$1,198,821.01
3rd	32,253.58	367.03	22,771.40	\$5,539.20	\$1,384.80	\$48,468.01	\$4,277.47	\$0.00	\$0.00	\$52,745.48
4th	655,653.87	7,677.52	61,500.20	\$72,483.16	\$18,120.79	\$634,227.64	\$358,698.74	\$0.00	(\$35,098.44)	\$957,827.94
5th	150,749.61	2,227.51	56,906.10	\$20,988.32	\$5,247.08	\$183,647.82	\$103,496.66	\$0.00	(\$8,366.14)	\$278,778.34
6th	80,819.05	1,569.89	10,856.00	\$9,324.49	\$2,331.12	\$81,589.32	\$44,421.07	\$616.66	\$0.00	\$126,627.05
7th	108,150.88	1,535.81	20,956.25	\$13,064.29	\$3,266.07	\$114,312.57	\$39,381.21	\$8,890.38	(\$558.00)	\$162,026.16
8th	338,155.74	8,597.91	23,491.40	\$37,024.51	\$9,256.13	\$323,964.42	\$188,535.77	\$26,839.34	(\$8,681.58)	\$530,657.95
9th	90,612.86	3,254.56	13,689.80	\$10,755.72	\$2,688.93	\$94,112.57	\$86,443.85	\$0.00	(\$252.69)	\$180,303.73
10th	183,634.32	2,700.45	12,796.80	\$19,913.16	\$4,978.29	\$174,240.12	\$89,678.47	\$16,634.29	(\$4,718.36)	\$275,834.52
11th	83,170.74	198.46	36,645.00	\$12,001.42	\$3,000.36	\$105,012.43	\$31,550.33	\$0.00	(\$2,185.41)	\$134,377.35
12th	57,158.17	879.88	20,989.00	\$7,902.71	\$1,975.68	\$69,148.67	\$30,195.48	\$0.00	(\$168.76)	\$99,175.39
13th	100,247.24	7,358.62	45,020.20	\$15,262.61	\$3,815.65	\$133,547.80	\$36,914.88	\$32,022.65	\$0.00	\$202,485.33
14th	63,366.35	5,394.53	12,985.50	\$8,174.64	\$2,043.66	\$71,528.08	\$39,389.18	\$0.00	\$0.00	\$110,917.26
15th	35,420.08	5,725.91	18,882.50	\$6,002.85	\$1,500.71	\$52,524.93	\$1,073.11	\$100.64	(\$396.68)	\$53,302.00
16th	37,228.64	172.41	7,146.00	\$4,454.71	\$1,113.68	\$38,978.67	\$13,853.43	\$19,570.77	\$0.00	\$72,402.87
17th	462,517.18	8,970.12	47,537.50	\$51,902.48	\$12,975.62	\$454,146.70	\$352,036.39	\$21,898.23	(\$44,889.15)	\$783,192.17
18th	587,315.60	11,227.06	81,713.76	\$68,025.64	\$17,006.41	\$595,224.37	\$498,494.17	\$275,764.22	(\$29,946.35)	\$1,339,536.41
19th	277,246.70	5,858.84	36,029.20	\$31,913.47	\$7,978.37	\$279,242.90	\$265,506.45	\$0.00	(\$5,054.97)	\$539,694.38
20th	188,601.36	5,660.71	16,742.60	\$21,100.47	\$5,275.12	\$184,629.09	\$158,265.15	\$0.00	(\$4,254.69)	\$338,639.55
21st	230,388.39	7,811.19	27,993.90	\$26,619.35	\$6,654.84	\$232,919.30	\$187,966.07	\$5,525.73	(\$481.89)	\$425,929.21
22nd	31,951.81	327.10	9,422.65	\$4,170.16	\$1,042.54	\$36,488.87	\$44,594.44	\$0.00	\$0.00	\$81,083.31
Formula				(1+2+3)x10%	(1+2+3)x2.5%	(1+2+3)-(4+5)				6+7+8+9
TOTAL	\$4,624,226.31	\$92,487.96	\$636,634.96	\$535,334.92	\$133,833.73	\$4,684,180.58	\$3,358,109.73	\$788,651.22	(\$208,473.52)	\$8,622,468.01

Victims of Crime Act (VOCA) Victim Compensation (VC) Funds

VOCA VC grant funds are distributed to each state from the federal Crime Victims Fund established by the 1984 Victims of Crime Act (VOCA). VOCA CVC grant funds come from criminal fines, forfeited bail bonds, penalty fees and special assessments collected by U.S. Attorney Offices, U.S. Courts and the Bureau of Prisons. The Office for Victims of Crime (OVC), situated within the U.S. Department of Justice (DOJ), allocates a percentage of these funds collected to state CVC programs.

The Office for Victims Programs (OVP), located within the Colorado Division of Criminal Justice (DCJ), serves as the state department designated to administer VOCA VC grant funds. The OVP is required to submit an annual VOCA VC grant application and state certification form to OVC providing data necessary to determine Colorado's VOCA VC allocation. In order to remain eligible to receive VOCA CVC grant funds, the OVP is also responsible for submitting quarterly and annual reports that adhere to the reporting requirements and procedures established by OVC. VOCA VC grant funds administered by OVP are regularly monitored and audited routinely, by both internal and external entities including OVC, the Office of Inspector General (OIG) and the federal Office of the Chief Financial Officer (OCFO).

VOCA VC grant funds received fluctuate from year to year, depending upon the total amount of state CVC funds spent by local judicial districts. In 2021, Congress passed VOCA legislation which included changes resulting in significant increases in federal CVC supplemental grant funds to states. Most notably, the calculation used by OVC to determine Colorado's federal CVC grant award was changed from using 60% to using 75% of total allowable state CVC funds spent from the federal fiscal year two years prior to the current federal fiscal year. The other notable change was removing restitution collected from state CVC payments as revenue.

VOCA VC grant funds are contracted with OVC for a three federal fiscal year period. The OVP manages multiple VOCA VC grant contracts simultaneously to ensure that each grant award is fully expended within each grant period.

Colorado VOCA CVC Supplemental Grant Funds Overview

In Colorado, VOCA VC grant funds supplement the statutory criminal conviction surcharge fees collected in individual local judicial districts for CVC expenditures paid for tangible losses incurred by victims of crime. Supplemental VOCA VC grant funds are available to all 22 local judicial districts through a non-competitive application and award process.

The chart on the next page illustrates the role of VOCA VC grant funds and CVC collections as compared to CVC expenditures for the immediate past five years.

Colorado Supplemental VOCA VC Grant Funds Received

FFY23	\$5,548,950	FFY 2020-21	\$10,448,475 state CVC expenditures
FFY22	\$6,431,360	FFY 2019-20	\$11,058,981 state CVC expenditures
FFY21	\$7,168,700	FFY 2018-19	\$12,294,873 state CVC expenditures
FFY20	\$3,506,355	FFY 2017-18	\$15,301,237 state CVC expenditures
FFY19	\$3,920,175	FFY 2016-17	\$17,161,083 state CVC expenditures

Federal (VOCA) CVC Funds OVP Application and Award Process

The application and award process for VOCA CVC grant funds is non-competitive for local judicial districts seeking supplemental monies. The request to apply for VOCA VC grant funds begins with a conversation between the CVC Administrator at the local judicial district level and OVP.

A local judicial district may contact the OVP at any time to make inquiry regarding the availability of, and to initiate the application process for, VOCA CVC grant funds. This generally happens when a local judicial district CVC program's fund balance has decreased based upon the difference between the dollar amount of compensation funds being collected and the dollar amount of compensation funds being expended over a period of time. This may also happen when a local judicial district experiences an incident of mass violence resulting in the need for compensation assistance that exceeds, or will exceed, the local programs' available CVC funds.

OVP has put in place steps that ensure fair and equitable access for all judicial district CVC programs to apply for, and receive, VOCA VC grant funds. VOCA VC grant funds are considered and approved for a local judicial district CVC program utilizing the following information:

1. The CVC program's actual total revenue and expenditures for previous federal fiscal years;
2. Anticipation of a significant increase in CVC fund application requests, and;
3. The CVC program's actual fund balance at the end of a reporting quarter.

These steps are followed for both the initial determination of a VOCA VC grant fund award as well as requests for continued funding of a current award. The OVP moves forward applications for supplemental VOCA VC grant funds when a local judicial district CVC program's revenue, and actual fund balance, is decreasing (or is projected decrease).

LOCAL CVC PROGRAMS VOCA CVC GRANT FUND ALLOCATIONS

Table 2 FFY23 VOCA CVC Grant Funds Allocated to Local Judicial Districts

JUDICIAL DISTRICT	FFY23 VOCA VC ALLOCATIONS
1 ST	\$936,000
2 ND	\$852,097
5 TH	\$51,544
7 TH	\$44,611
9 TH	\$232,275
16 TH	\$6,060
17 TH	\$949,223
18 TH	\$425,000
20 TH	\$179,977

The VOCA VC grant funds sub-granted to a local judicial district during an FFY may not equal the total of VOCA VC grant fund expenditures spent in the FFY. VOCA VC grant funds may be carried over into the next fiscal year.

VOCA VC grant funds are also be considered for short-term and/or emergency stabilization of CVC funds in a local judicial district, such as a mass violence incident or significant decrease in collections. Antiterrorism and Emergency Assistance Program (AEAP) federal grant funds may be applied for from the Department of Justice, Office for Victims of Crime to supplement available resources and services to communities responding to terrorist attacks and mass violence. More information about AEAP grant funds can be obtained on the OVC website at <https://ovc.ojp.gov/program/antiterrorism-and-emergency-assistance-program-aeap/overview>


Colorado CVC Fund Expenditures Overview

Colorado CVC programs receive no general assembly funds to assist crime victims. Supplemental VOCA VC grant funds are essential to ensuring that Colorado crime victims receive assistance.

The total of CVC funds paid statewide in FFY23 equates to an *average FFY CVC claim payment of \$2,282 per crime victim paid from local court surcharges*. This \$2,282 paid per victim can be compared to the *average annual FY expense of \$42,665 per inmate is paid for by Colorado general assembly funds*. (SOURCE: Joint Budget Committee Staff Budget Briefing FY 20-21 Department of Corrections (DOC) prepared by DOC Staff 12/02/19).

Five Year Average FFY CVC Payments By Crime & Service Categories

Figure 8 outlines the average dollar amounts paid statewide in the past five federal fiscal year for the top five compensable crimes and service categories

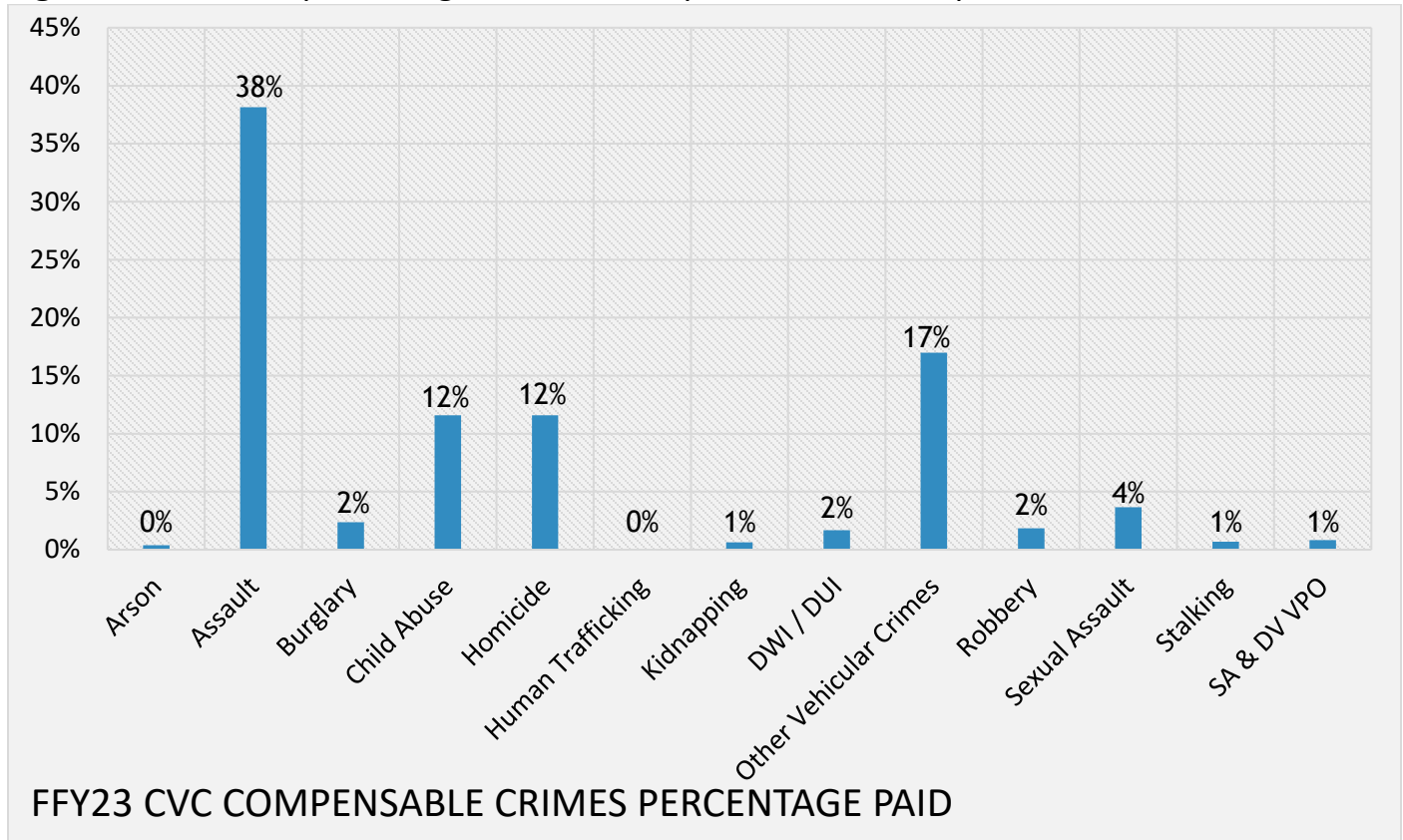


The following two pages provide a summary of funds paid by CVC programs during FFY23 by all compensable crime category and service types. Individual judicial district CVC program activity for FFY23 begins on page 20. For questions regarding individual CVC program activity, please contact the local judicial district CVC Program administrator.

Colorado FFY23 CVC Paid By Compensable Crimes

FFY23 Colorado CVC Compensable Crimes Paid by Percentage

Figure 9 shows the percentage of CVC funds paid for each compensable CVC crime.



FFY23 Colorado CVC Compensable Crimes Paid by Dollar Amount

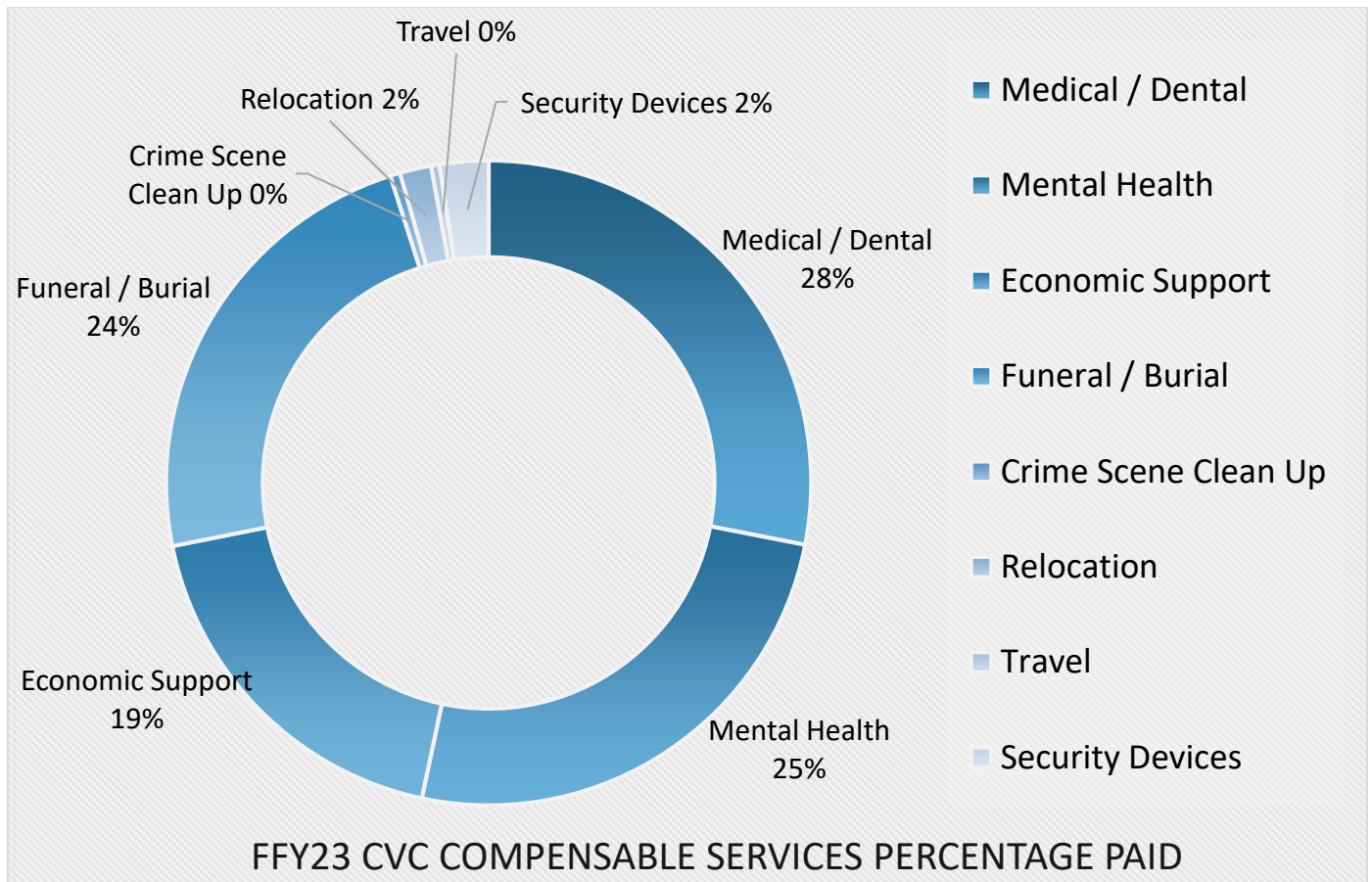
Table 3 CVC funds paid for, and the number of, each compensable CVC crimes including the number of claims involving domestic violence (DV).

FFY23 CVC CLAIMS PAID BY CRIME TYPE	TOTAL CVC CLAIMS	DV RELATED	TOTAL CVC FUNDS
Arson	19	10	\$ 55,984
Assault	2,289	1,064	\$ 5,409,986
Burglary	313	105	\$ 336,335
Child Abuse	1,507	90	\$ 1,645,354
Homicide	738	109	\$ 2,992,903
Human Trafficking	14	2	\$ 6,300
Kidnapping	51	23	\$ 89,966
DUI	75	N / A	\$ 239,943
Other Vehicular Crimes	472	N / A	\$ 2,410,776
Robbery	161	4	\$ 262,333
Sexual Assault	389	73	\$ 520,737
Stalking	94	66	\$ 97,634
Protection Order Violations	102	82	\$ 118,967
TOTAL	6,224	1,628	\$ 14,186,646

Colorado FFY23 CVC Paid by Compensable Services

FFY23 Colorado CVC Compensable Services Paid by Percentage

Figure 10 shows the percentage of CVC funds paid for compensable CVC services.



FFY23 Colorado CVC Compensable Services Paid by Dollar Amount

Table 4 shows the dollar amount of CVC funds paid for compensable CVC services.

FFY23 CVC CLAIMS PAID BY SERVICE TYPE	TOTAL CVC FUNDS
MEDICAL / DENTAL	\$ 3,983,270
MENTAL HEALTH	\$ 3,581,605
ECONOMIC SUPPORT	\$ 2,629,173
FUNERAL/BURIAL	\$ 3,292,832
CRIME SCENE CLEAN UP	\$ 70,756
RELOCATION	\$ 223,825
TRAVEL	\$ 58,810
SECURITY DEVICES (INCLUDES WINDOWS, LOCKS, DOORS)	\$ 346,375
TOTAL	\$ 14,186,646

Colorado FFY23 CVC Individual Judicial District Reports

Federal Fiscal Year 2023

October 1, 2022 thru September 30, 2023

1st Judicial District
 Gilpin and Jefferson Counties

<https://firstda.co>

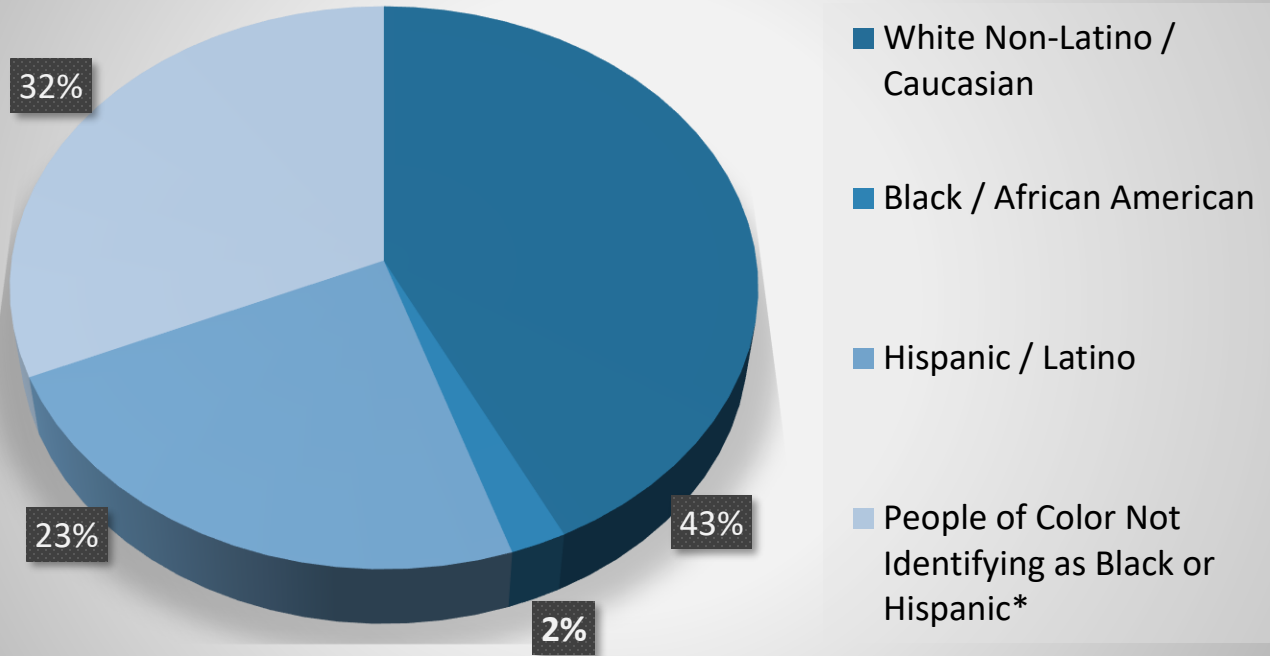
Program Administrator: Valarie Van Kam
 vvankam@jeffco.us

FFY23 CVC CLAIMS BY CRIMES	TOTAL CVC CLAIMS	DV RELATED	TOTAL CVC FUNDS
ARSON	8	4	\$ 23,580
ASSAULT	478	315	\$ 702,256
BURGLARY	123	64	\$ 81,804
CHILD ABUSE	434	5	\$ 296,026
HOMICIDE	128	7	\$ 342,733
HUMAN TRAFFICKING	2	2	\$ 500
KIDNAPPING	10	4	\$ 16,141
<u>DUI</u>	10	N / A	\$ 70,735
OTHER VEHICULAR CRIMES	47	N / A	\$ 231,382
ROBBERY	34	0	\$ 29,219
SEXUAL ASSAULT	136	20	\$ 99,694
STALKING	32	24	\$ 21,573
PROTECTION ORDER VIOLATIONS	40	27	\$ 26,806
TOTAL 1ST JD CVC CLAIMS PAID	1504	472	\$ 1,942,449

FFY23 CVC CLAIMS BY SERVICES	TOTAL CVC FUNDS
MEDICAL / DENTAL	\$ 334,576
MENTAL HEALTH	\$ 706,817
ECONOMIC SUPPORT	\$ 574,410
FUNERAL/BURIAL	\$ 237,845
CRIME SCENE CLEAN UP	\$ 10,285
RELOCATION	\$ 0
TRAVEL	\$ 0
SECURITY DEVICES (INCLUDES WINDOWS, LOCKS, DOORS)	\$ 78,515
TOTAL 1ST JD CVC PROGRAM FUNDS PAID	\$ 1,942,449
TOTAL 1ST JD CVC PROGRAM STATE COLLECTIONS 68% LESS THAN PAID	\$ 618,425
TOTAL 1 ST JD CVC FEDERAL GRANT FUNDS RECEIVED	\$ 936,000
TOTAL 1 ST JD CVC FEDERAL GRANT FUNDS EXPENDED	\$ 942,168

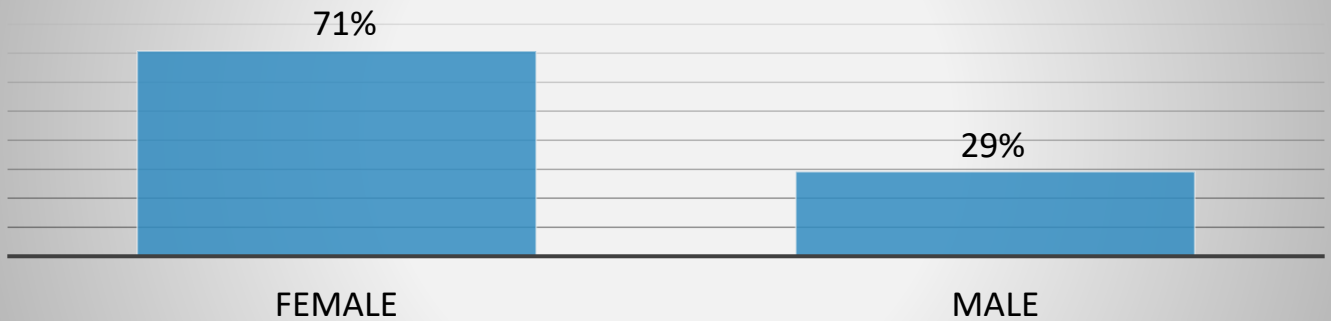
1st Judicial District FFY23 CVC CLAIM DEMOGRAPHICS

1st JD Race and Ethnicity Demographics

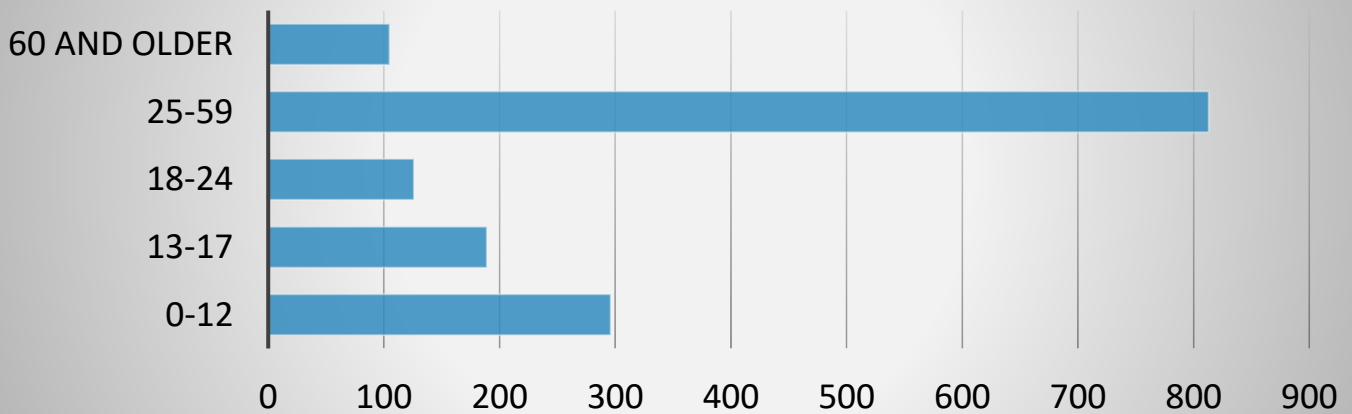


*Includes Native American, Asian, Native Hawaiian / Pacific Islander and Multiple Races

1st JD Gender Demographics



1st JD Age Demographics



2nd Judicial District
 Denver County

<https://www.denverda.org/crime-victim-compensation/>

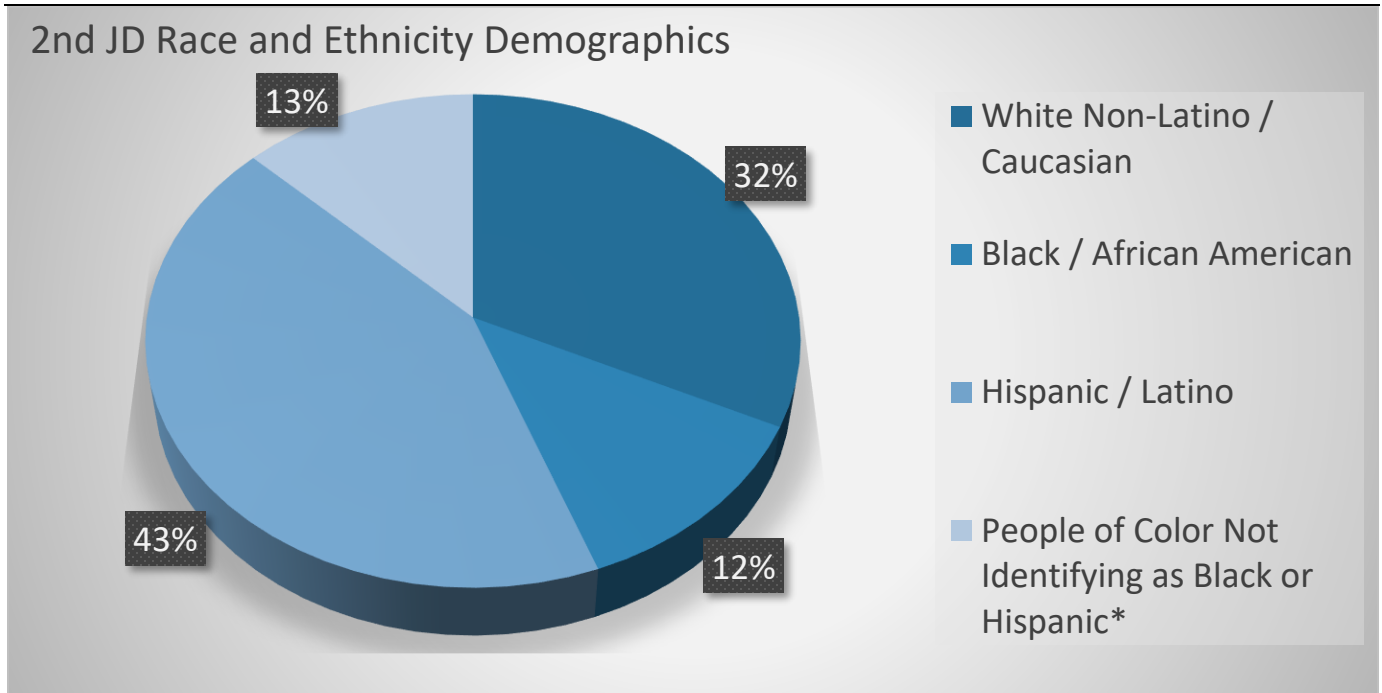
Program Administrator: Latoya Thorne
latoya.thorne@denverda.org

FFY23 CVC CLAIMS BY CRIMES	TOTAL CVC CLAIMS	DV RELATED	TOTAL CVC FUNDS
ARSON	1	1	\$ 2,600
ASSAULT	307	4	\$ 920,738
BURGLARY	26	0	\$ 44,592
CHILD ABUSE	111	0	\$ 154,117
HOMICIDE	130	16	\$ 673,554
HUMAN TRAFFICKING	1	0	\$ 2,640
KIDNAPPING	1	0	\$ 700
DUI	5	N / A	\$ 14,451
OTHER VEHICULAR CRIMES	41	N / A	\$ 193,032
ROBBERY	31	0	\$ 74,648
SEXUAL ASSAULT	40	4	\$ 82,802
STALKING	4	3	\$ 5,011
PROTECTION ORDER VIOLATIONS	4	3	\$ 3,580
TOTAL 2ND JD CVC CLAIMS PAID	729	126	\$ 2,172,554

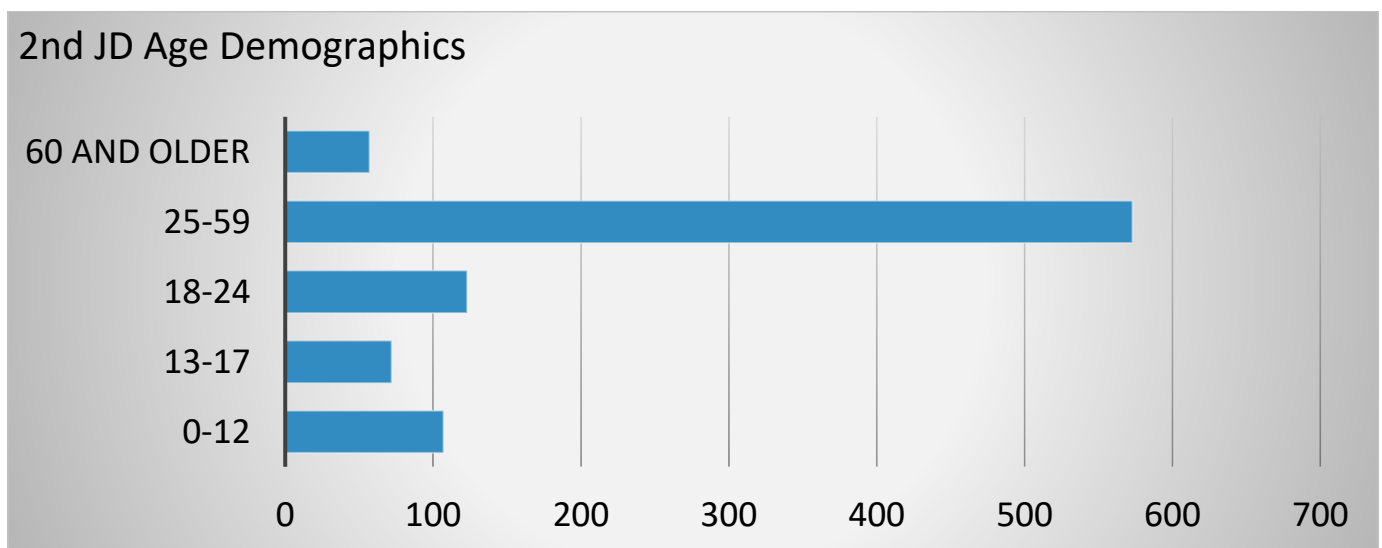
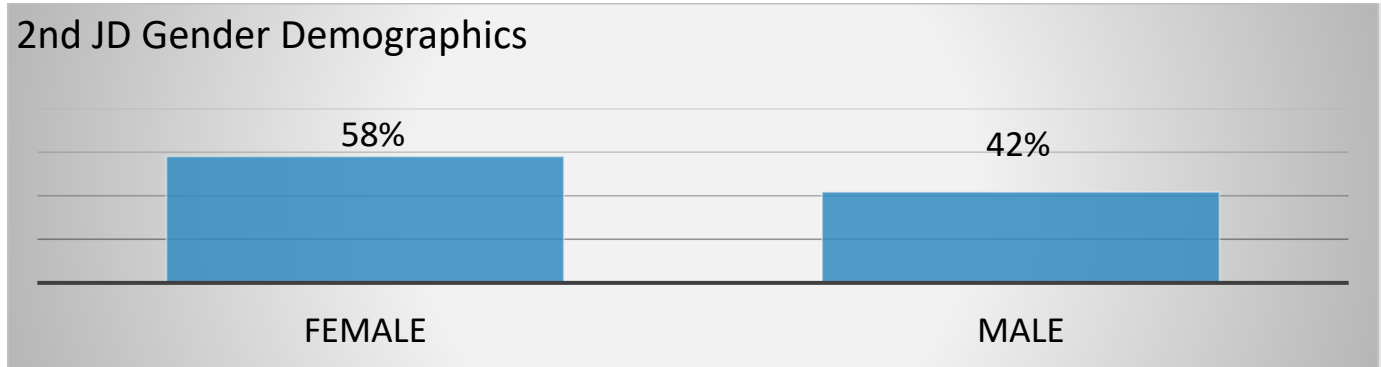
FFY23 CVC CLAIMS BY SERVICES	TOTAL CVC FUNDS
MEDICAL/DENTAL	\$ 700,745
MENTAL HEALTH	\$ 453,097
ECONOMIC SUPPORT	\$ 318,271
FUNERAL/BURIAL	\$ 668,343
CRIME SCENE CLEAN-UP	\$ 0
RELOCATION	\$ 0
TRAVEL	\$ 0
SECURITY DEVICES (INCLUDES WINDOWS, LOCKS, DOORS)	\$ 32,098
TOTAL 2ND JD CVC PROGRAM FUNDS PAID	\$ 2,172,554
TOTAL 2ND JD CVC PROGRAM STATE COLLECTIONS 47% LESS THAN PAID	\$ 1,159,008
TOTAL 2 ND JD CVC FEDERAL GRANT FUNDS RECEIVED	\$ 849,584
TOTAL 2 ND JD CVC FEDERAL GRANT FUNDS EXPENDED	\$ 852,097

2nd Judicial District

FFY23 CVC CLAIM DEMOGRAPHICS



*Includes Native American, Asian, Native Hawaiian / Pacific Islander and Multiple Races



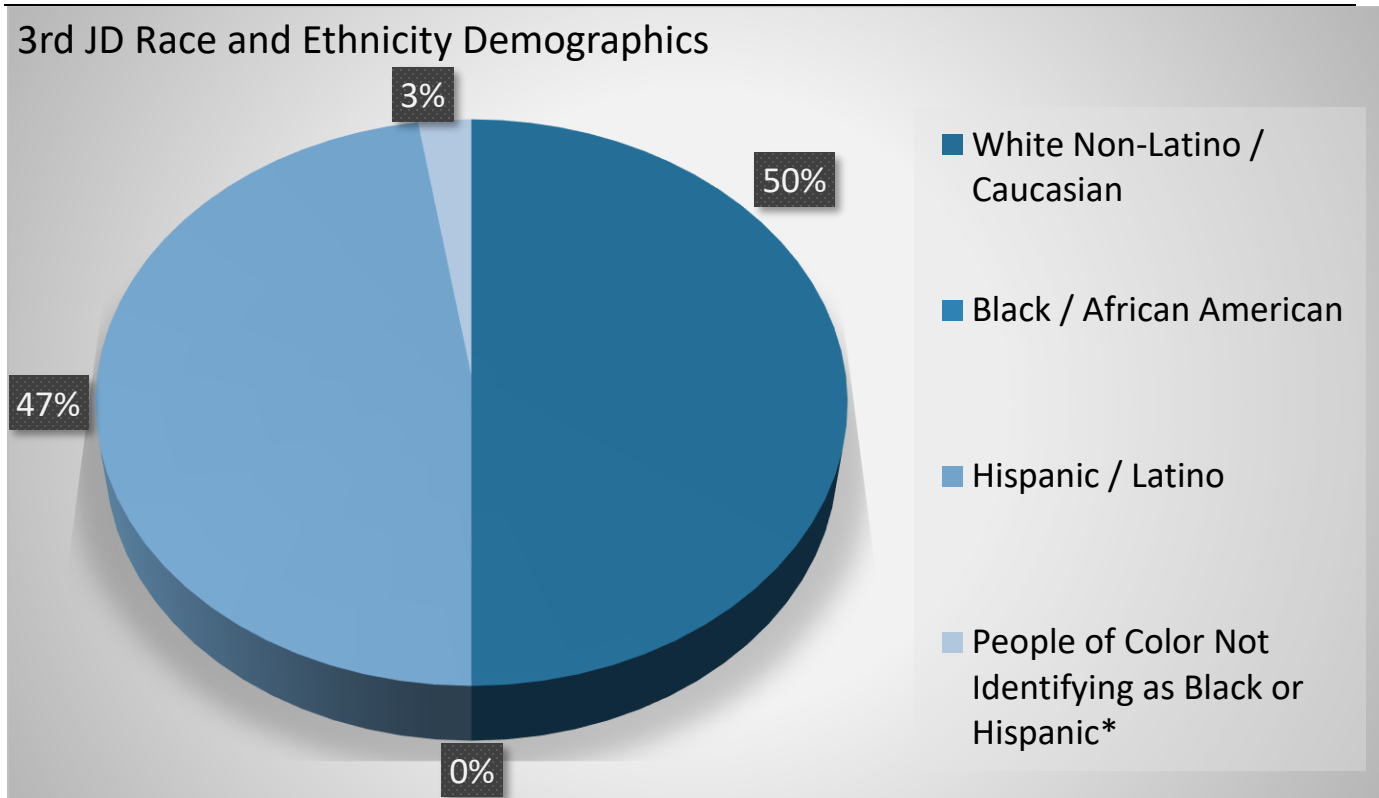
3rd Judicial District
Huerfano and Las Animas Counties

Program Administrator: Kendra Torres
ktorres@3rdjudicial.org

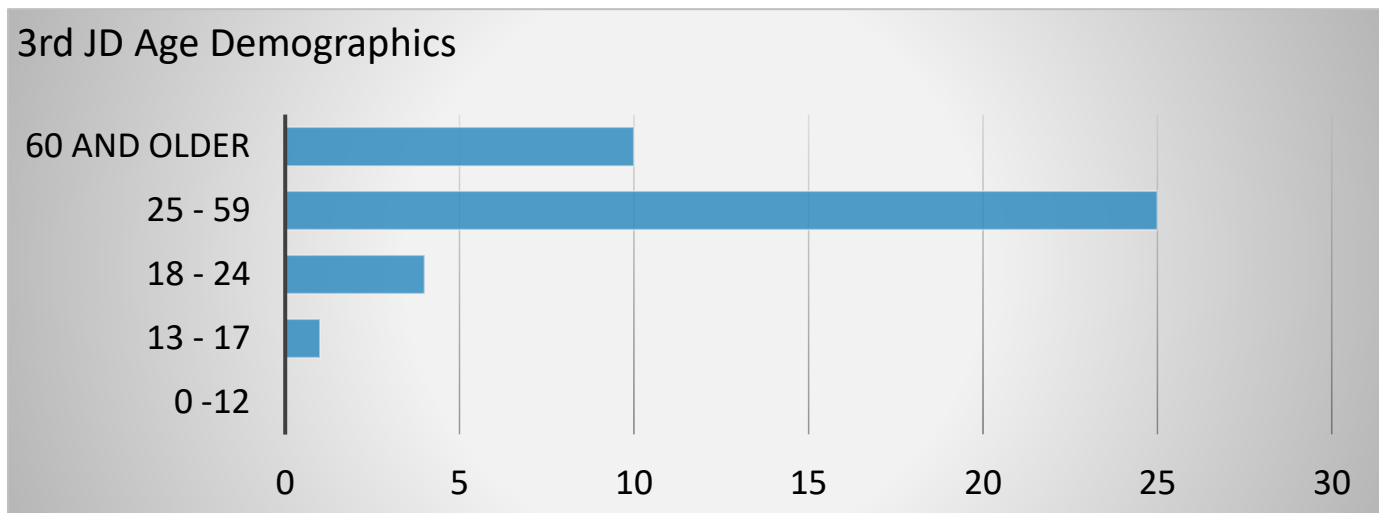
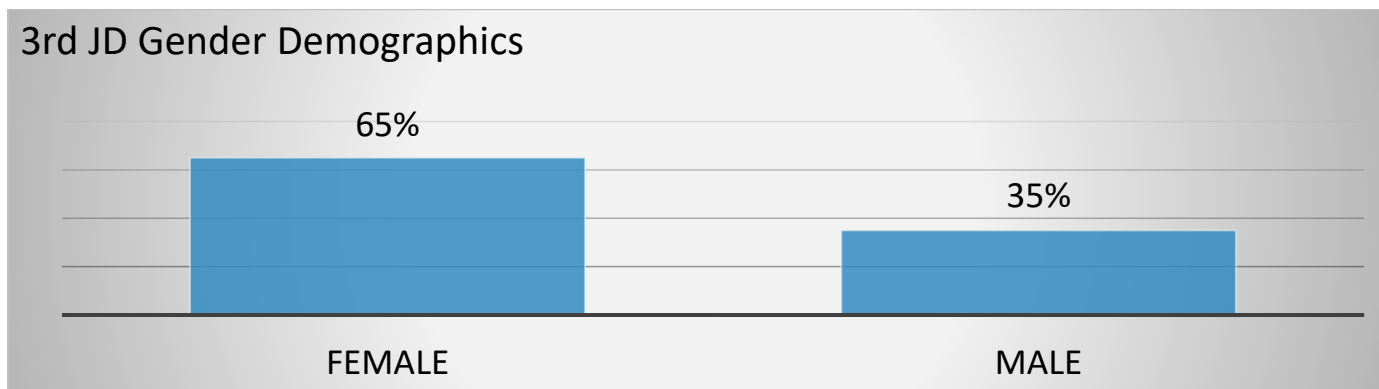
FFY23 CVC CLAIMS BY CRIMES	TOTAL CVC CLAIMS	DV RELATED	TOTAL CVC FUNDS
ARSON	0	0	\$ 0
ASSAULT	19	0	\$ 82,724
BURGLARY	1	0	\$ 8,971
CHILD ABUSE	0	0	\$ 200
HOMICIDE	3	0	\$ 16,993
HUMAN TRAFFICKING	0	0	\$ 0
KIDNAPPING	0	0	\$ 0
DWI / DUI	0	N / A	\$ 0
OTHER VEHICULAR CRIMES	3	N / A	\$ 12,162
ROBBERY	0	0	\$ 0
SEXUAL ASSAULT	0	0	\$ 0
STALKING	0	0	\$ 0
PROTECTION ORDER VIOLATIONS	3	0	\$ 2,779
TOTAL 3RD JD CVC CLAIMS PAID	29	0	\$ 124,830

FFY23 CVC CLAIMS BY SERVICES	TOTAL CVC FUNDS
MEDICAL/DENTAL	\$ 15,357
MENTAL HEALTH	\$ 4,750
ECONOMIC SUPPORT	\$ 49,020
FUNERAL/BURIAL	\$ 26,916
CRIME SCENE CLEAN-UP	\$ 0
RELOCATION	\$ 23,426
TRAVEL	\$ 0
SECURITY DEVICES (INCLUDES WINDOWS, LOCKS, DOORS)	\$ 5,361
TOTAL 3RD JD CVC PROGRAM FUNDS PAID	\$ 124,830
TOTAL 3RD JD CVC PROGRAM STATE COLLECTIONS 57% LESS THAN PAID	\$ 53,904
TOTAL 3 RD JD CVC FEDERAL GRANT FUNDS RECEIVED	\$ 0
TOTAL 3 RD JD CVC FEDERAL GRANT FUNDS EXPENDED	\$ 0

3rd Judicial District FFY23 CVC CLAIM DEMOGRAPHICS



*Includes Native American, Asian, Native Hawaiian / Pacific Islander and Multiple Races



4th Judicial District
El Paso and Teller Counties

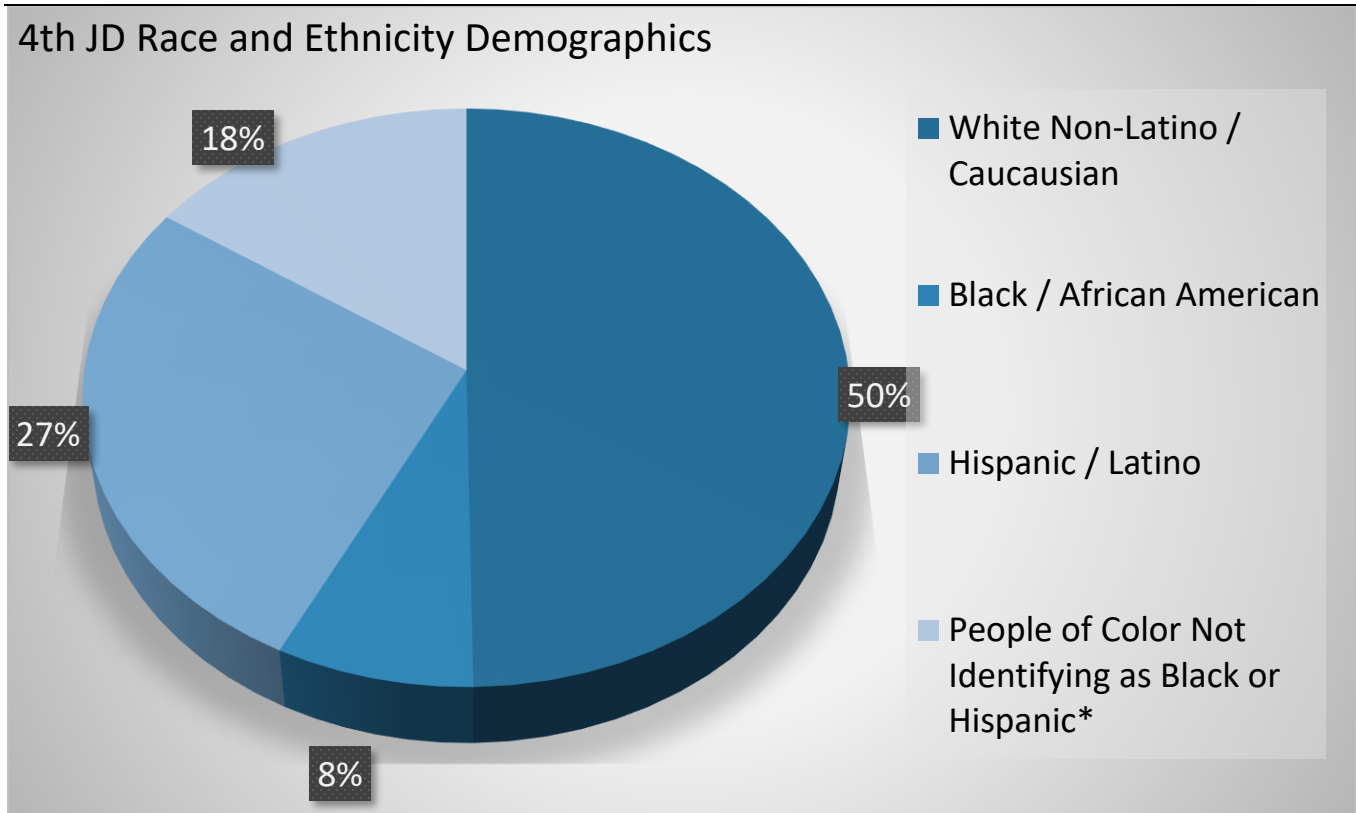
<https://www.4thjudicialda.com/VictimAdvocacy.html>

Program Administrator: Amber Holland
amberholland@da4colorado.gov

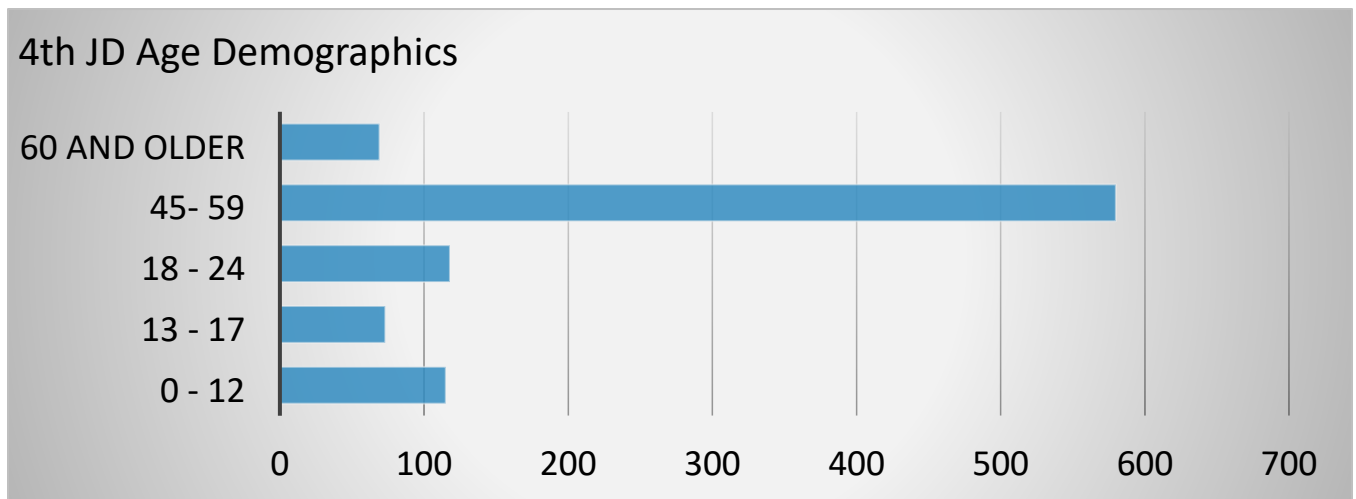
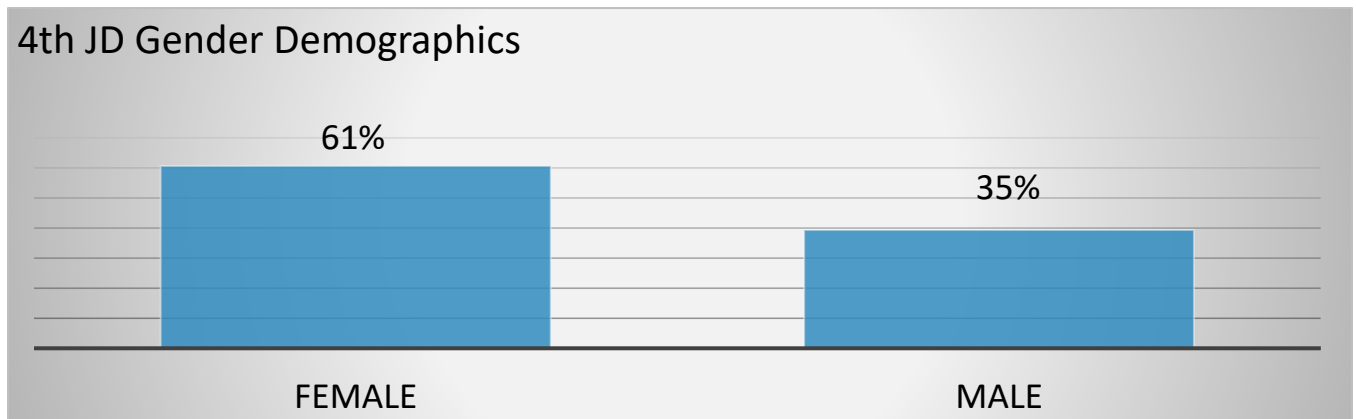
FFY23 CVC CLAIMS BY CRIMES	TOTAL CVC CLAIMS	DV RELATED	TOTAL CVC FUNDS
ARSON	1	0	\$ 460
ASSAULT	51588	66	\$ 524,598
BURGLARY	126	0	\$ 27,279
CHILD ABUSE	32107	8	\$ 116,735
HOMICIDE	2104	12	\$ 425,554
HUMAN TRAFFICKING	00	0	\$ 0
KIDNAPPING	19	2	\$ 20,587
DWI / DUI	02	N / A	\$ 3,583
OTHER VEHICULAR CRIMES	144	N / A	\$ 220,466
ROBBERY	021	1	\$ 14,861
SEXUAL ASSAULT	917	1	\$ 13,987
STALKING	16	4	\$ 4,416
PROTECTION ORDER VIOLATIONS	43	3	\$ 4,036
TOTAL 4TH JD CVC CLAIMS PAID	498	97	\$ 1,376,561

FFY23 CVC CLAIMS BY SERVICES	TOTAL CVC FUNDS
MEDICAL/DENTAL	\$ 537,970
MENTAL HEALTH	\$ 183,258
ECONOMIC SUPPORT	\$ 199,906
FUNERAL/BURIAL	\$ 421,224
CRIME SCENE CLEAN-UP	\$ 7,602
RELOCATION	\$ 0
TRAVEL	\$ 0
SECURITY DEVICES (INCLUDES WINDOWS, LOCKS, DOORS)	\$ 26,602
TOTAL 4TH JD CVC PROGRAM FUNDS PAID	\$ 1,376,561
TOTAL 4TH JD CVC PROGRAM STATE COLLECTIONS 25% LESS THAN PAID	\$ 1,032,271
TOTAL 4 TH JD CVC FEDERAL GRANT FUNDS RECEIVED	\$ 0
TOTAL 4 TH JD CVC FEDERAL GRANT FUNDS EXPENDED	\$ 0

4th Judicial District FFY23 CVC CLAIM DEMOGRAPHICS



*Includes Native American, Asian, Native Hawaiian / Pacific Islander and Multiple Races



5th Judicial District
 Clear Creek, Eagle, Lake and Summit Counties

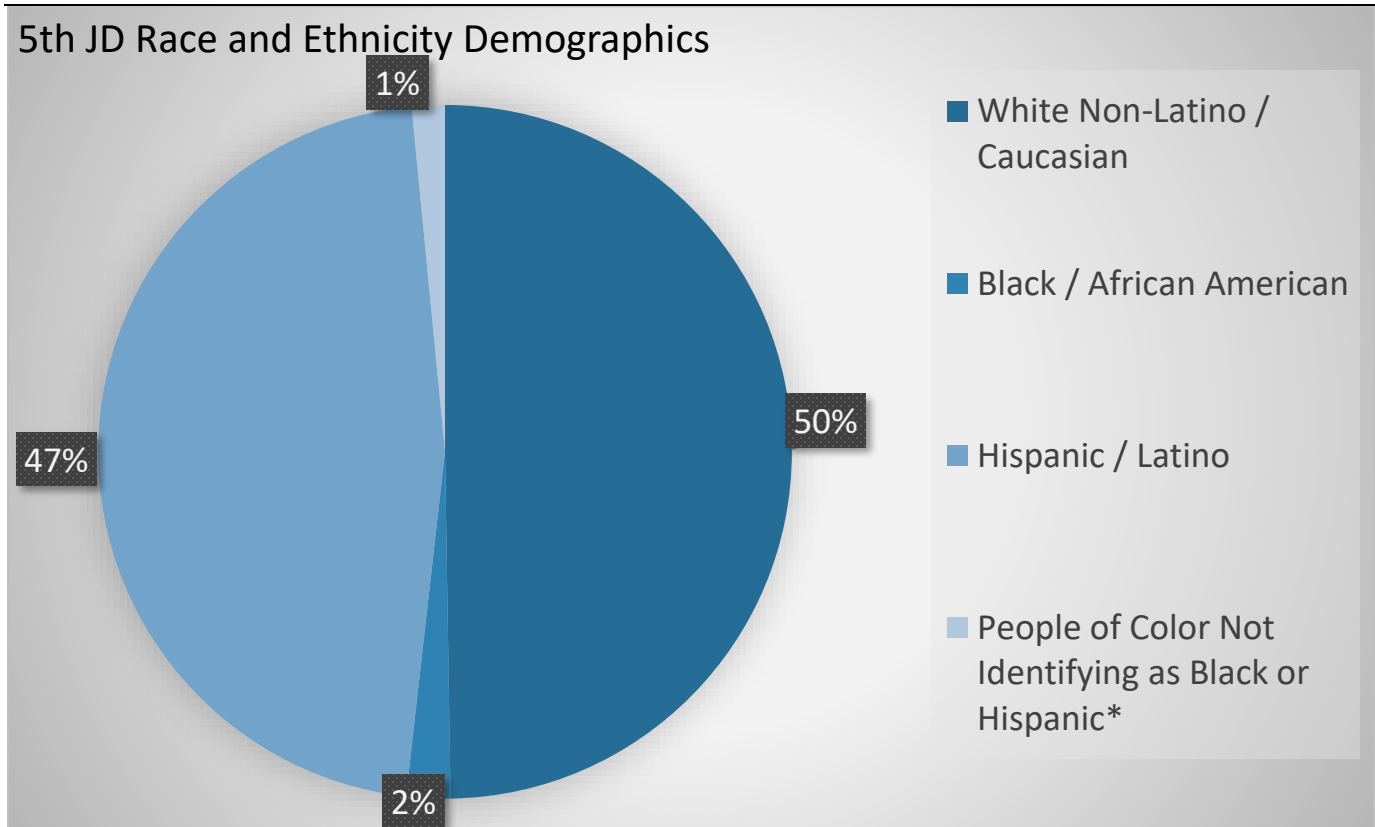
<https://www.da5.us/Victims>

Program Administrator: Christina Watson
cwatson@da5.us

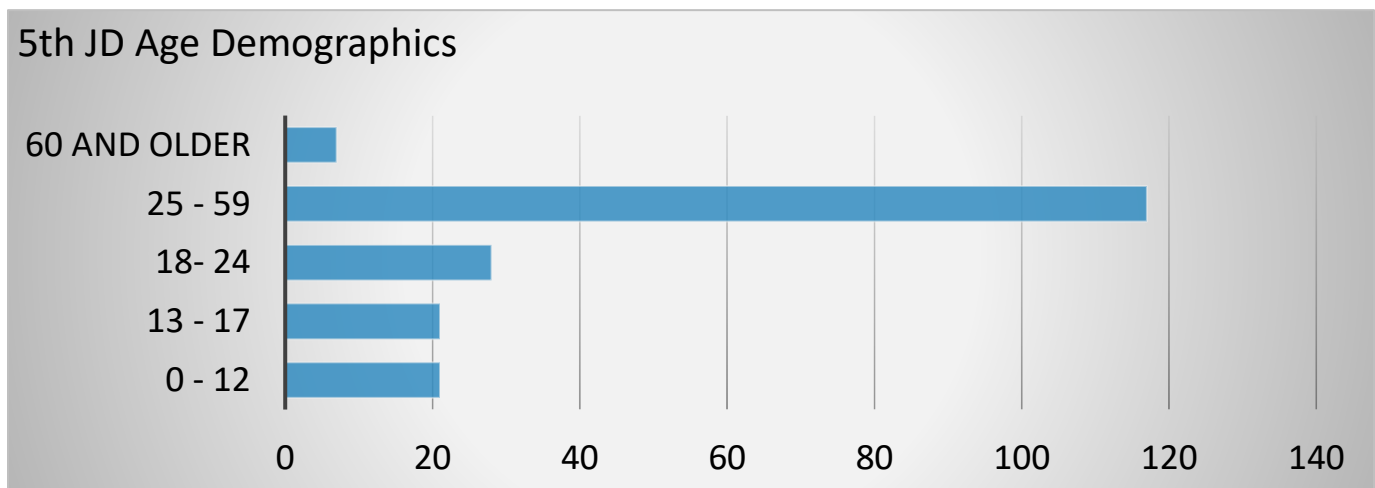
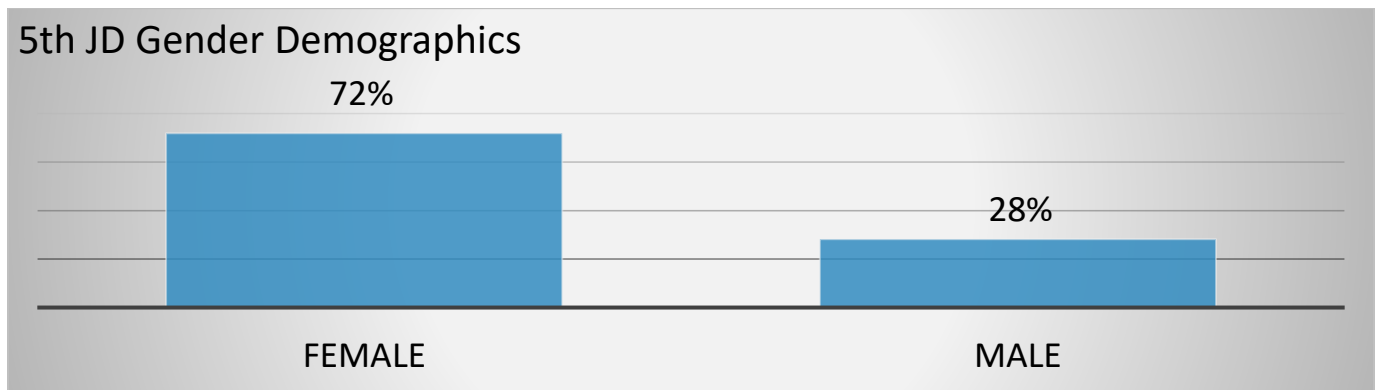
FFY23 CVC CLAIMS BY CRIMES	TOTAL CVC CLAIMS	DV RELATED	TOTAL CVC FUNDS
ARSON	0	0	\$ 0
ASSAULT	58	57	\$ 241,929
BURGLARY	1	1	\$ 3,649
CHILD ABUSE	32	1	\$ 41,710
HOMICIDE	2	0	\$ 15,656
HUMAN TRAFFICKING	0	0	\$ 0
KIDNAPPING	1	1	\$ 1,287
DWI / DUI	0	N / A	\$ 0
OTHER VEHICULAR CRIMES	1	N / A	\$ 1,516
ROBBERY	0	0	\$ 0
SEXUAL ASSAULT	9	0	\$ 12,059
STALKING	1	1	\$ 7,157
PROTECTION ORDER VIOLATIONS	4	4	\$ 10,183
TOTAL 5TH JD CVC CLAIMS PAID	109	65	\$ 335,145

FFY23 CVC CLAIMS BY SERVICES	TOTAL CVC FUNDS
MEDICAL/DENTAL	\$ 152,505
MENTAL HEALTH	\$ 107,119
ECONOMIC SUPPORT	\$ 54,774
FUNERAL/BURIAL	\$ 15,656
CRIME SCENE CLEAN-UP	\$ 2,507
RELOCATION	\$ 314
TRAVEL	\$ 0
SECURITY DEVICES (INCLUDES WINDOWS, LOCKS, DOORS)	\$ 2,271
TOTAL 5TH JD CVC PROGRAM FUNDS PAID	\$ 335,145
TOTAL 5TH JD CVC PROGRAM STATE COLLECTIONS	\$ 388,575
TOTAL 5TH JD CVC FEDERAL GRANT FUNDS RECEIVED	\$ 51,544
TOTAL 5TH JD CVC FEDERAL GRANT FUNDS EXPENDED	\$ 53,544

5th Judicial District
 FFY23 CVC CLAIM DEMOGRAPHICS



*Includes Native American, Asian, Native Hawaiian / Pacific Islander and Multiple Races



6th Judicial District
 Archuleta, La Plata and San Juan Counties

https://www.co.laplata.co.us/departments/district_attorney_s_office/victim_witness_assistance.php

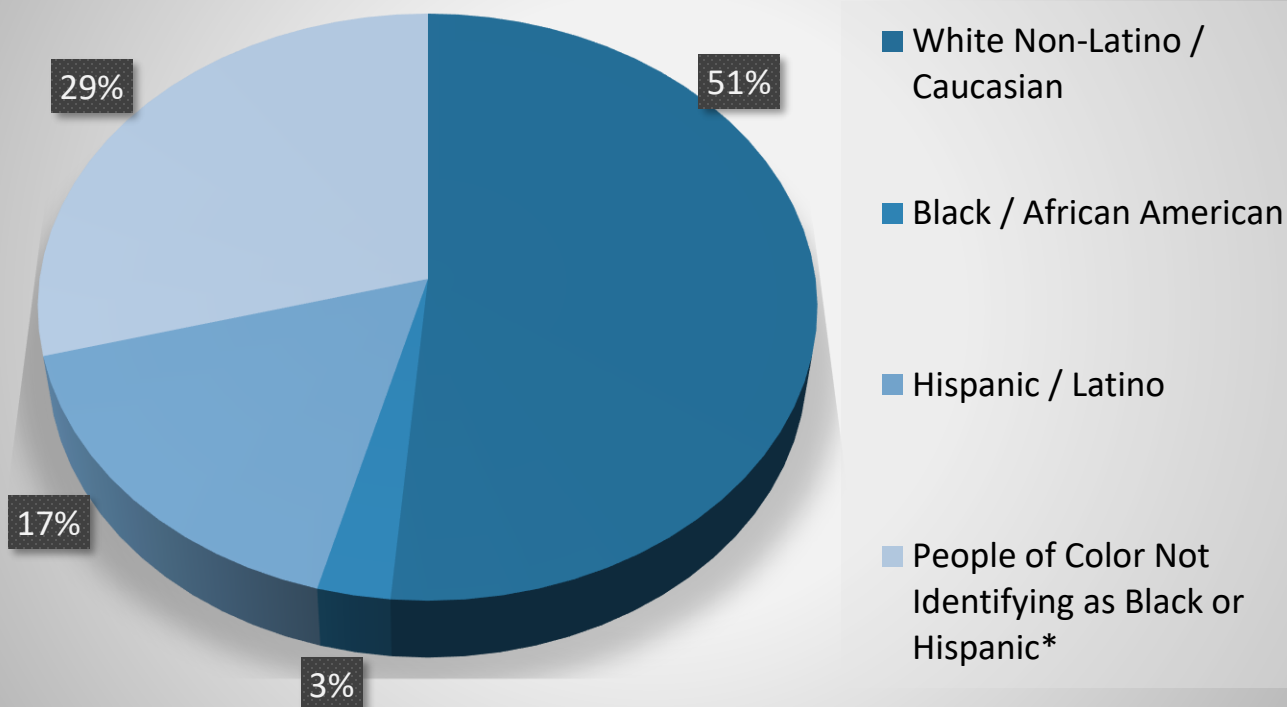
Assistant Program Administrator: Carol Little
carol.little@co.laplata.co.us

FFY23 CVC CLAIMS BY CRIMES	TOTAL CVC CLAIMS	DV RELATED	TOTAL CVC FUNDS
ARSON	0	0	\$ 0
ASSAULT	14	7	\$ 25,130
BURGLARY	0	0	\$ 0
CHILD ABUSE	7	0	\$ 13,470
HOMICIDE	4	0	\$ 12,165
HUMAN TRAFFICKING	0	0	\$ 0
KIDNAPPING	0	0	\$ 0
DWI / DUI	0	N / A	\$ 0
OTHER VEHICULAR CRIMES	19	N / A	\$ 96,549
ROBBERY	0	0	\$ 0
SEXUAL ASSAULT	1	0	\$ 3,300
STALKING	6	0	\$ 10,300
PROTECTION ORDER VIOLATIONS	0	0	\$ 0
TOTAL 6TH JD CVC CLAIMS PAID	51	7	\$ 160,914

FFY23 CVC CLAIMS BY SERVICES	TOTAL CVC FUNDS
MEDICAL/DENTAL	\$ 24,630
MENTAL HEALTH	\$ 27,152
ECONOMIC SUPPORT	\$ 72,579
FUNERAL/BURIAL	\$ 28,518
CRIME SCENE CLEAN-UP	\$ 0
RELOCATION	\$ 7,843
TRAVEL	\$ 0
SECURITY DEVICES (INCLUDES WINDOWS, LOCKS, DOORS)	\$ 192
TOTAL 6TH JD CVC PROGRAM FUNDS PAID	\$ 160,914
TOTAL 6TH JD CVC PROGRAM STATE COLLECTIONS 19% LESS THAN PAID	\$ 130,377
TOTAL 6 TH JD CVC FEDERAL GRANT FUNDS RECEIVED	\$ 0
TOTAL 6 TH JD CVC FEDERAL GRANT FUNDS EXPENDED	\$ 0

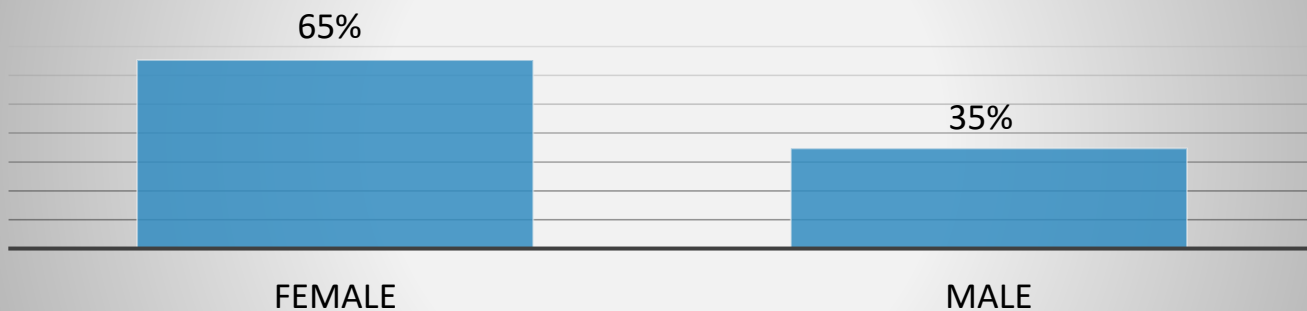
6th Judicial District FFY23 CVC CLAIM DEMOGRAPHICS

6th JD Race and Ethnicity Demographics

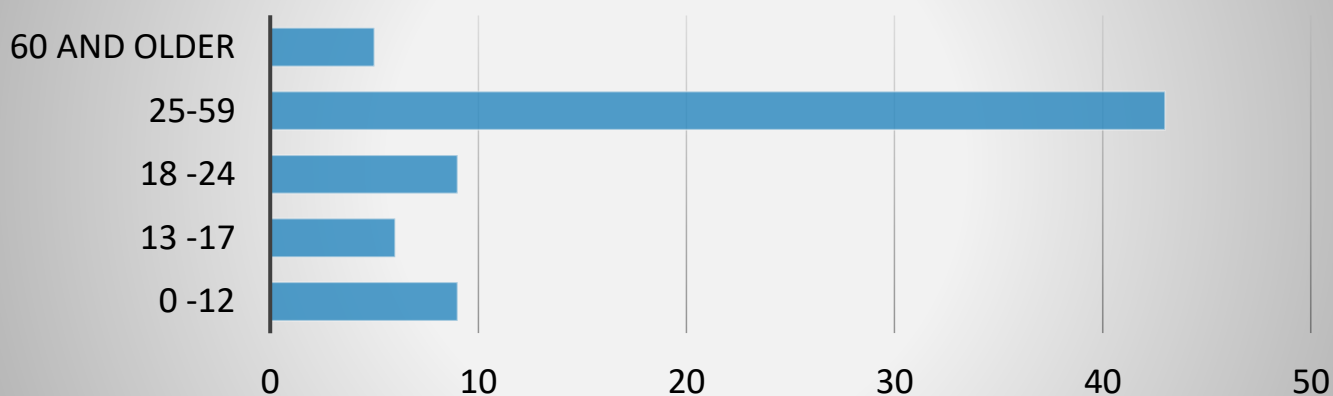


*Includes Native American, Asian, Native Hawaiian / Pacific Islander and Multiple Races

6th JD Gender Demographics



6th JD Age Demographics



7th Judicial District

Delta, Gunnison, Hinsdale, Montrose, Ouray and San Miguel Counties

<https://www.co7da.org/victim-services/victim-compensation/>

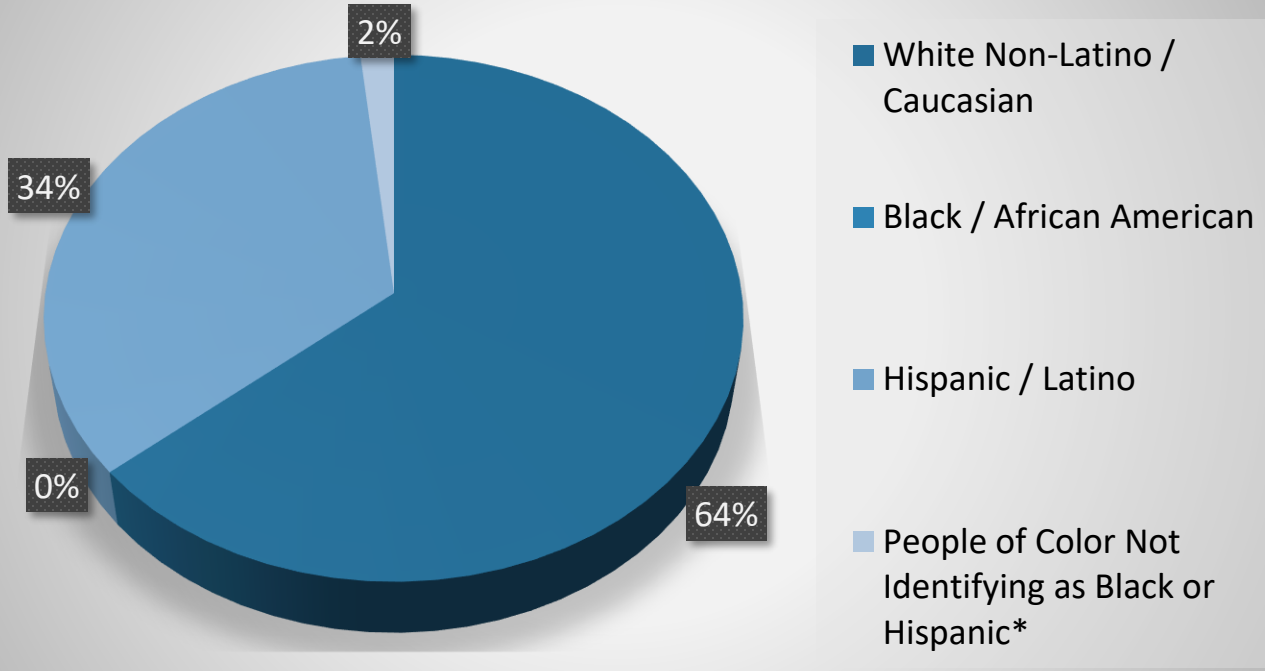
Program Administrator: Eleasha Cervantes
eleasha.cervantes@co7da.org

FFY23 CVC CLAIMS BY CRIMES	TOTAL CVC CLAIMS	DV RELATED	TOTAL CVC FUNDS
ARSON	0	0	\$ 0
ASSAULT	46	24	\$ 119,132
BURGLARY	0	0	\$ 0
CHILD ABUSE	7	4	\$ 13,083
HOMICIDE	4	3	\$ 11,432
HUMAN TRAFFICKING	0	0	\$ 0
KIDNAPPING	0	0	\$ 0
DWI / DUI	3	N / A	\$ 13,075
OTHER VEHICULAR CRIMES	2	N / A	\$ 15,236
ROBBERY	1	1	\$ 1,520
SEXUAL ASSAULT	6	5	\$ 8,576
STALKING	9	9	\$ 11,044
PROTECTION ORDER VIOLATIONS	2	2	\$ 2,583
TOTAL 7TH JD CVC CLAIMS PAID	80	48	\$ 195,678

FFY23 CVC CLAIMS BY SERVICES	TOTAL CVC FUNDS
MEDICAL/DENTAL	\$ 43,240
MENTAL HEALTH	\$ 24,080
ECONOMIC SUPPORT	\$ 65,186
FUNERAL/BURIAL	\$ 58,012
CRIME SCENE CLEAN-UP	\$ 0
RELOCATION	\$ 0
TRAVEL	\$ 0
SECURITY DEVICES (INCLUDES WINDOWS, LOCKS, DOORS)	\$ 1,777
TOTAL 7TH JD CVC PROGRAM FUNDS PAID	\$ 195,678
TOTAL 7TH JD CVC PROGRAM STATE COLLECTIONS 17% LESS THAN PAID	\$ 162,470
TOTAL 7 TH JD CVC FEDERAL GRANT FUNDS RECEIVED	\$ 44,611
TOTAL 7 TH JD CVC FEDERAL GRANT FUNDS EXPENDED	\$ 39,972

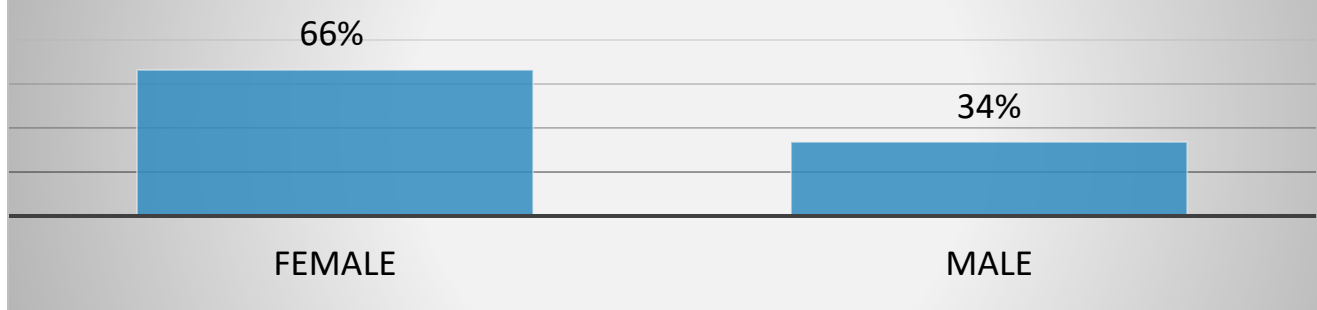
7th Judicial District FFY23 CVC CLAIM DEMOGRAPHICS

7th JD Race and Ethnicity Demographics

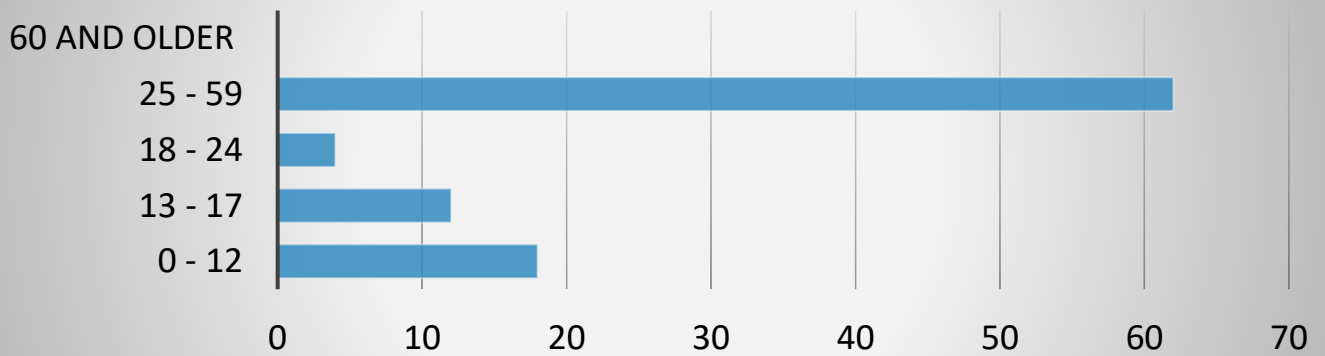


*Includes Native American, Asian, Native Hawaiian / Pacific Islander and Multiple Races

7th JD Gender Demographics



7th JD Age Demographics



8th Judicial District
 Jackson and Larimer Counties

<https://www.larimer.gov/da/vicwit/compensation>

Program Administrator: Candace Smith
smithcr@co.larimer.co.us

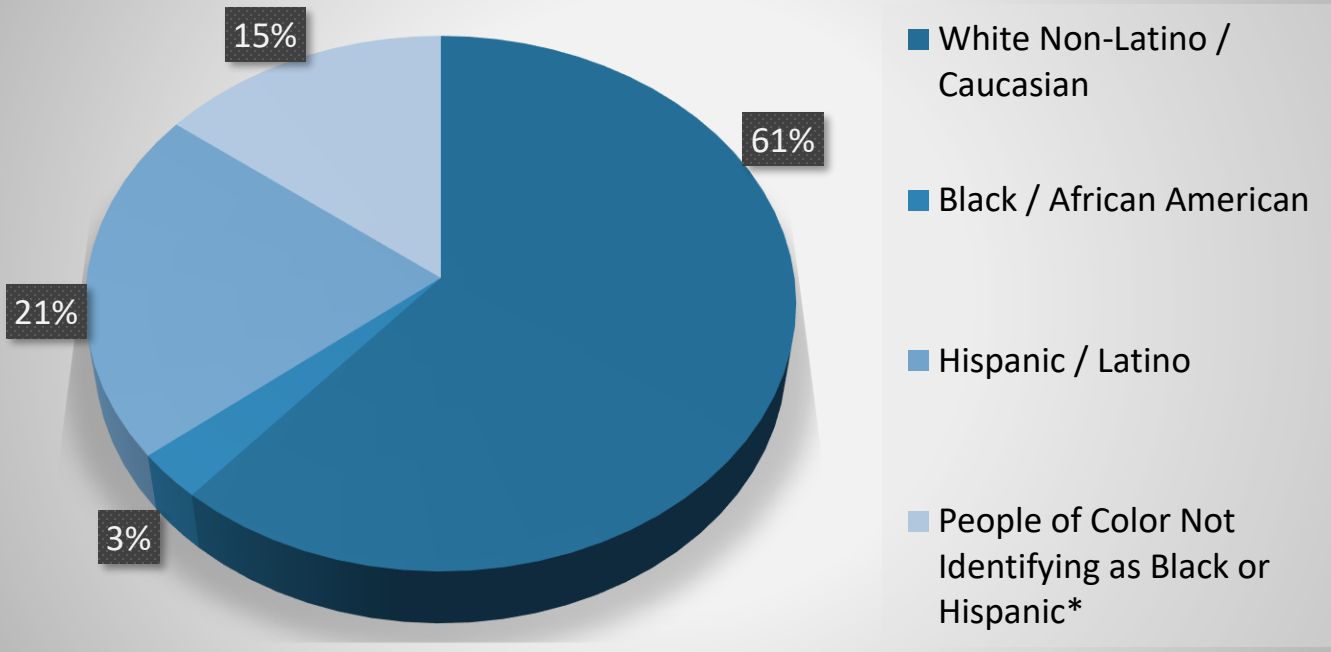
FFY23 CVC CLAIMS BY CRIMES	TOTAL CVC CLAIMS	DV RELATED	TOTAL CVC FUNDS
ARSON	2	0	\$ 3,464
ASSAULT	97	53	\$ 236,015
BURGLARY	12	7	\$ 16,414
CHILD ABUSE	82	0	\$ 111,201
HOMICIDE	10	0	\$ 44,527
HUMAN TRAFFICKING	0	0	\$ 0
KIDNAPPING	4	2	\$ 7,660
DWI / DUI	0	N / A	\$ 0
OTHER VEHICULAR CRIMES	18	N / A	\$ 61,454
ROBBERY	0	0	\$ 0
SEXUAL ASSAULT	20	2	\$ 29,931
STALKING	5	3	\$ 8,425
PROTECTION ORDER VIOLATIONS	1	1	\$ 4,808
TOTAL 8TH JD CVC CLAIMS PAID	251	68	\$ 523,899

FFY23 CVC CLAIMS BY SERVICES	TOTAL CVC FUNDS
MEDICAL/DENTAL	\$ 144,815
MENTAL HEALTH	\$ 146,628
ECONOMIC SUPPORT	\$ 95,169
FUNERAL/BURIAL	\$ 62,289
CRIME SCENE CLEAN-UP	\$ 0
RELOCATION	\$ 54,394
TRAVEL	\$ 0
SECURITY DEVICES (INCLUDES WINDOWS, LOCKS, DOORS)	\$ 20,604
TOTAL 8TH JD CVC PROGRAM FUNDS PAID	\$ 523,899
TOTAL 8TH JD CVC PROGRAM STATE COLLECTIONS	\$ 561,643
TOTAL 8 TH JD CVC FEDERAL GRANT FUNDS RECEIVED	\$ 0
TOTAL 8 TH JD CVC FEDERAL GRANT FUNDS EXPENDED	\$ 0

8th Judicial District

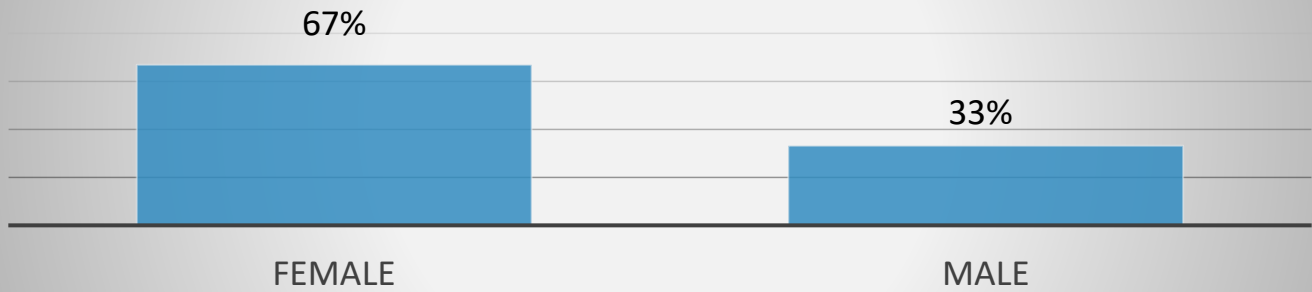
FFY23 CVC CLAIM DEMOGRAPHICS

8th JD Race and Ethnicity Demographics

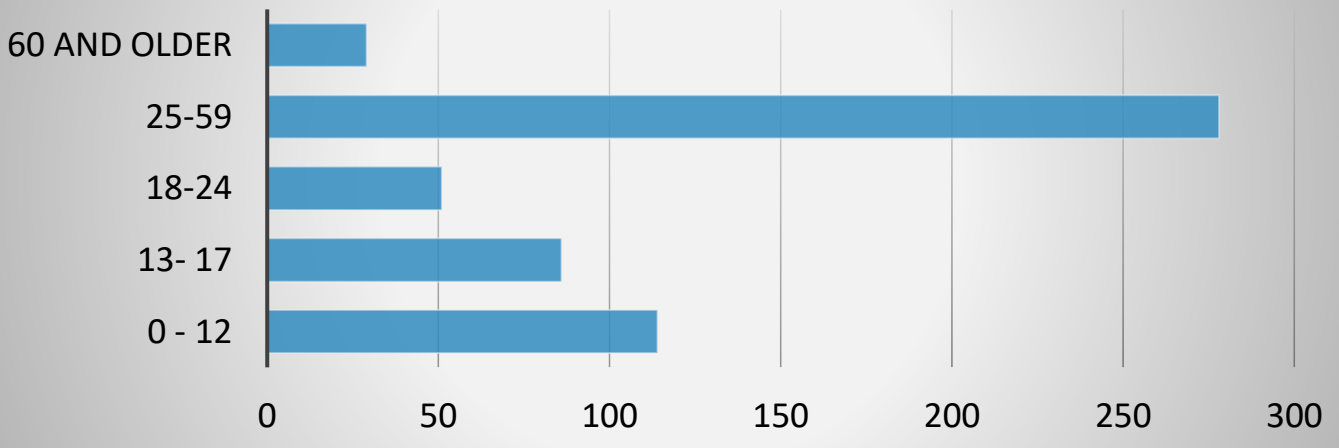


*Includes Native American, Asian, Native Hawaiian / Pacific Islander and Multiple Races

8th JD Gender Demographics



8th JD Age Demographics



9th Judicial District
 Garfield, Pitkin and Rio Blanco Counties

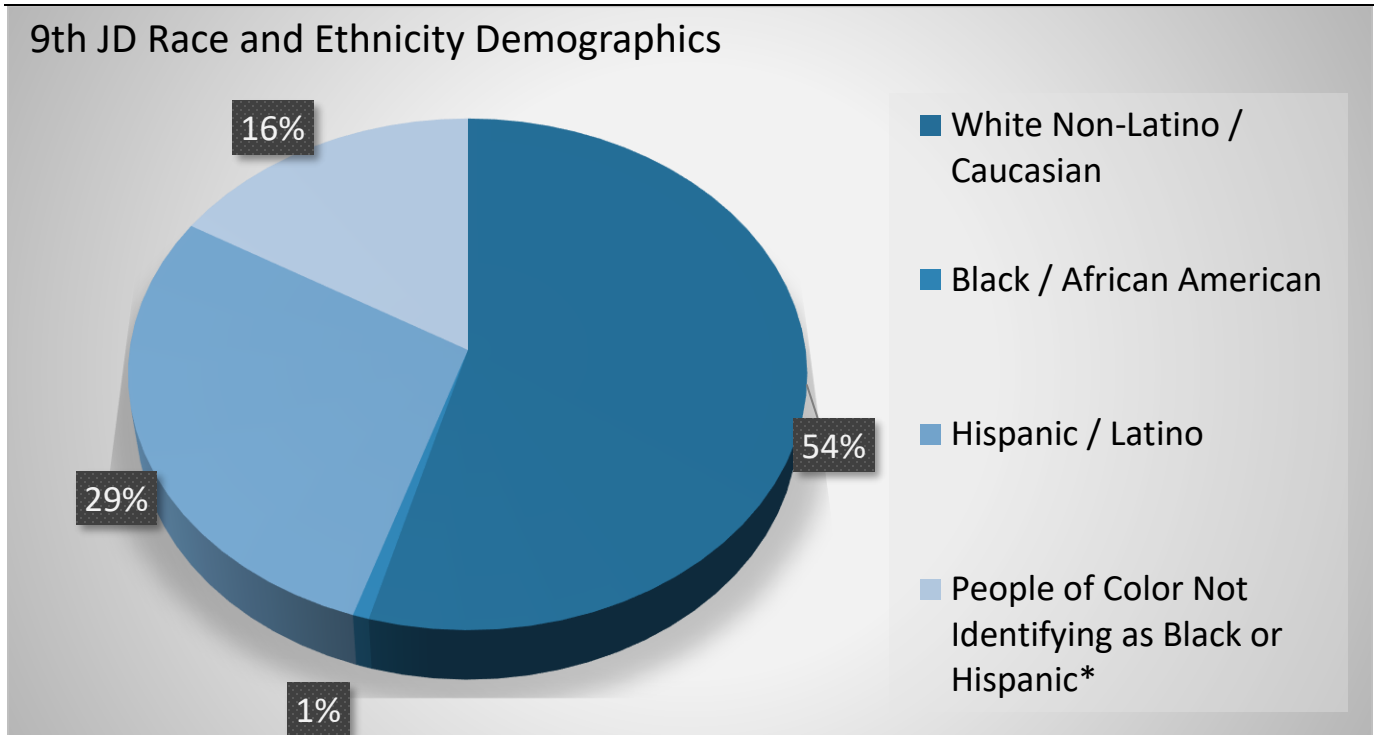
<https://www.9daco.org/victimcompensation.html>

Program Administrator: Steve Aurand
saurand@9daco.org

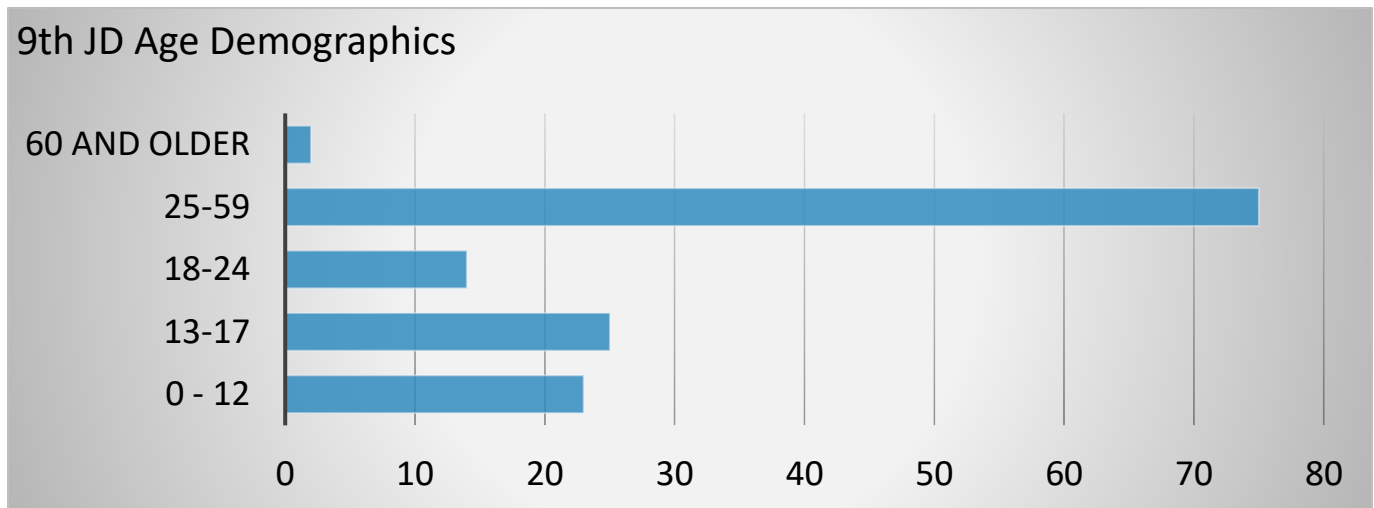
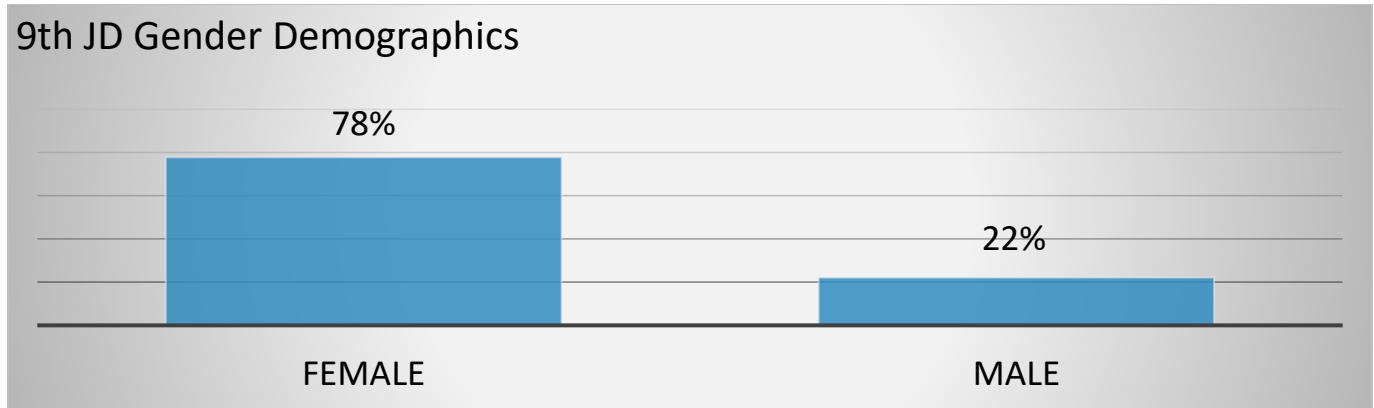
FFY23 CVC CLAIMS BY CRIMES	TOTAL CVC CLAIMS	DV RELATED	TOTAL CVC FUNDS
ARSON	0	0	\$ 0
ASSAULT	45	29	\$ 128,189
BURGLARY	4	4	\$ 3,691
CHILD ABUSE	49	26	\$ 85,510
HOMICIDE	1	0	\$ 1,050
HUMAN TRAFFICKING	0	0	\$ 0
KIDNAPPING	0	0	\$ 0
DWI / DUI	1	N / A	\$ 2,210
OTHER VEHICULAR CRIMES	6	N / A	\$ 13,617
ROBBERY	0	0	\$ 0
SEXUAL ASSAULT	15	1	\$ 15,350
STALKING	2	2	\$ 1,800
PROTECTION ORDER VIOLATIONS	2	2	\$ 3,337
TOTAL 9TH JD CVC CLAIMS PAID	125	64	\$ 254,754

FFY23 CVC CLAIMS BY SERVICES	TOTAL CVC FUNDS
MEDICAL/DENTAL	\$ 95,619
MENTAL HEALTH	\$ 142,425
ECONOMIC SUPPORT	\$ 4,355
FUNERAL/BURIAL	\$ 9,615
CRIME SCENE CLEAN-UP	\$ 0
RELOCATION	\$ 0
TRAVEL	\$ 0
SECURITY DEVICES (INCLUDES WINDOWS, LOCKS, DOORS)	\$ 2,739
TOTAL 9TH JD CVC PROGRAM FUNDS PAID	\$ 254,754
TOTAL 9TH JD CVC PROGRAM STATE COLLECTIONS 38% LESS THAN PAID	\$ 157,132
TOTAL 9 TH JD CVC FEDERAL GRANT FUNDS RECEIVED	\$ 233,951
TOTAL 9 TH JD CVC FEDERAL GRANT FUNDS EXPENDED	\$ 233,950

9th Judicial District
 FFY23 CVC CLAIM DEMOGRAPHICS



*Includes Native American, Asian, Native Hawaiian / Pacific Islander and Multiple Races



10th Judicial District
Pueblo County

county.pueblo.org/government/county/department/county-district-attorney/victim-compensation

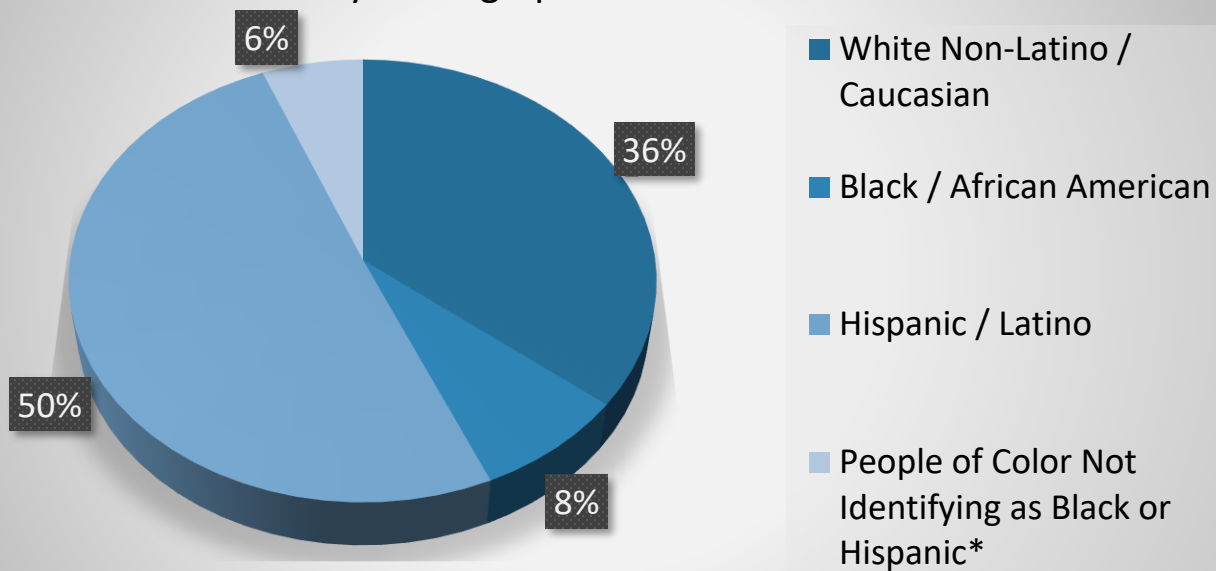
Program Administrator: Florence Hunt
hunt@co.pueblo.co.us

FFY23 CVC CLAIMS BY CRIMES	TOTAL CVC CLAIMS	DV RELATED	TOTAL CVC FUNDS
ARSON	0	0	\$ 0
ASSAULT	32	7	\$ 109,329
BURGLARY	6	1	\$ 12,367
CHILD ABUSE	11	0	\$ 10,901
HOMICIDE	32	1	\$ 189,445
HUMAN TRAFFICKING	0	0	\$ 0
KIDNAPPING	0	0	\$ 0
DWI / DUI	1	N / A	\$ 240
OTHER VEHICULAR CRIMES	16	N / A	\$ 98,161
ROBBERY	0	0	\$ 0
SEXUAL ASSAULT	3	0	\$ 4,470
STALKING	0	0	\$ 0
PROTECTION ORDER VIOLATIONS	0	0	\$ 0
TOTAL 10TH JD CVC CLAIMS PAID	101	9	\$ 424,913

FFY23 CVC CLAIMS BY SERVICES	TOTAL CVC FUNDS
MEDICAL/DENTAL	\$ 79,381
MENTAL HEALTH	\$ 28,160
ECONOMIC SUPPORT	\$ 54,308
FUNERAL/BURIAL	\$ 271,560
CRIME SCENE CLEAN-UP	\$ 0
RELOCATION	\$ 0
TRAVEL	\$ 0
SECURITY DEVICES (INCLUDES WINDOWS, LOCKS, DOORS)	\$ 11,503
TOTAL 10TH JD CVC PROGRAM FUNDS PAID	\$ 424,913
TOTAL 10TH JD CVC PROGRAM STATE COLLECTIONS 32% LESS THAN PAID	\$ 289,382
TOTAL 10 TH JD CVC FEDERAL GRANT FUNDS RECEIVED	\$ 0
TOTAL 10 TH JD CVC FEDERAL GRANT FUNDS EXPENDED	\$ 0

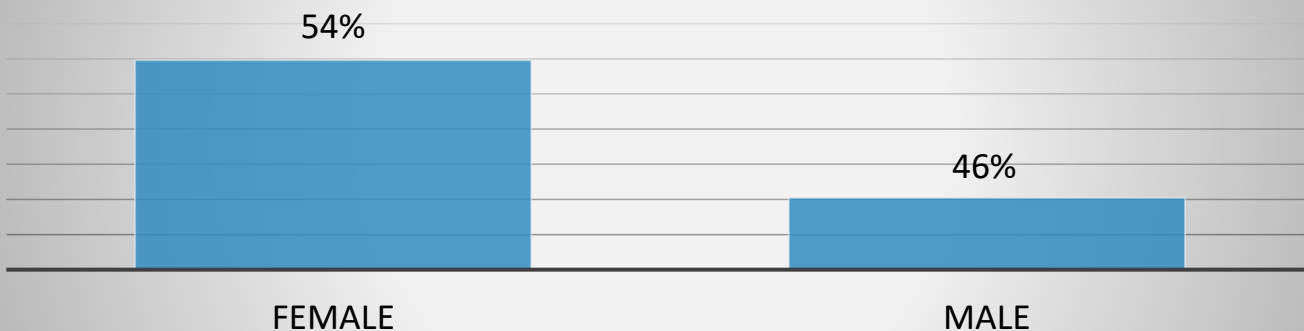
10th Judicial District FFY23 CVC CLAIM DEMOGRAPHICS

10th JD Race and Ethnicity Demographics

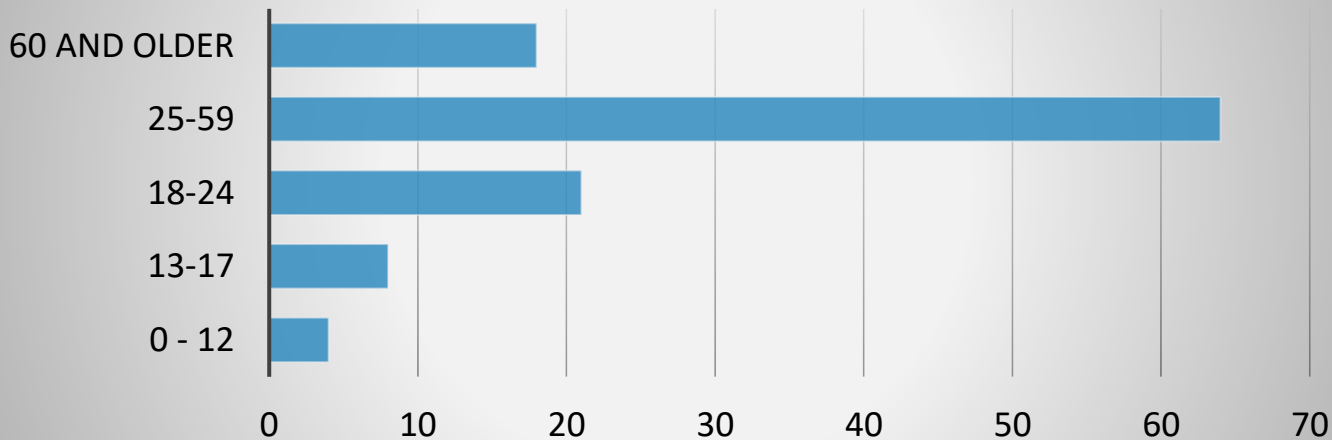


*Includes Native American, Asian, Native Hawaiian / Pacific Islander and Multiple Races

10th JD Gender Demographics



10th JD Age Demographics



11th Judicial District

Chaffee, Custer, Fremont and Park Counties

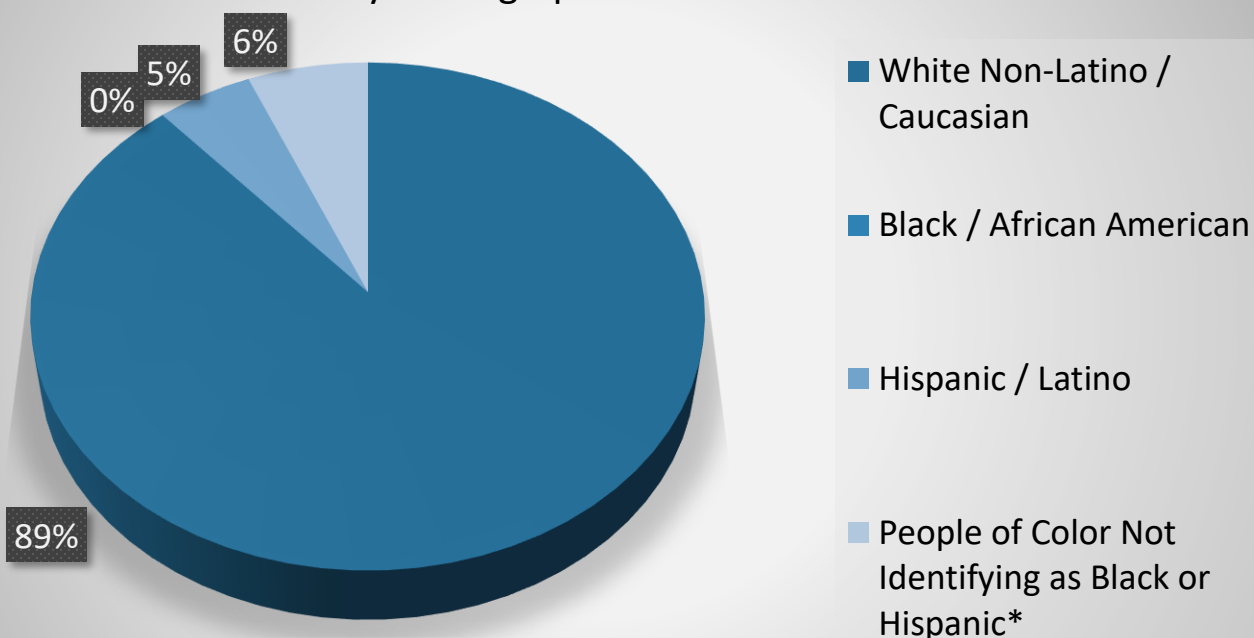
Program Administrator: Kara Park
kpark@da11thjd.org

FFY23 CVC CLAIMS BY CRIMES	TOTAL CVC CLAIMS	DV RELATED	TOTAL CVC FUNDS
ARSON	0	0	\$ 0
ASSAULT	17	0	\$ 26,918
BURGLARY	3	0	\$ 979
CHILD ABUSE	7	0	\$ 5,895
HOMICIDE	19	0	\$ 52,185
HUMAN TRAFFICKING	0	0	\$ 0
KIDNAPPING	2	0	\$ 5,911
DWI / DUI	2	N / A	\$ 22,616
OTHER VEHICULAR CRIMES	11	N / A	\$ 55,759
ROBBERY	0	0	\$ 0
SEXUAL ASSAULT	4	0	\$ 4,854
STALKING	1	0	\$ 121
PROTECTION ORDER VIOLATIONS	1	1	\$ 300
TOTAL 11TH JD CVC CLAIMS PAID	67	1	\$ 175,538

FFY23 CVC CLAIMS BY SERVICES	TOTAL CVC FUNDS
MEDICAL/DENTAL	\$ 37,928
MENTAL HEALTH	\$ 9,729
ECONOMIC SUPPORT	\$ 46,979
FUNERAL/BURIAL	\$ 53,654
CRIME SCENE CLEAN-UP	\$ 3,807
RELOCATION	\$ 9,353
TRAVEL	\$ 11,570
SECURITY DEVICES (INCLUDES WINDOWS, LOCKS, DOORS)	\$ 2,519
TOTAL 11TH JD CVC PROGRAM FUNDS PAID	\$ 175,538
TOTAL 11TH JD CVC PROGRAM STATE COLLECTIONS 20% LESS THAN PAID	\$ 141,519
TOTAL 11 TH JD CVC FEDERAL GRANT FUNDS RECEIVED	\$ 0
TOTAL 11 TH JD CVC FEDERAL GRANT FUNDS EXPENDED	\$ 0

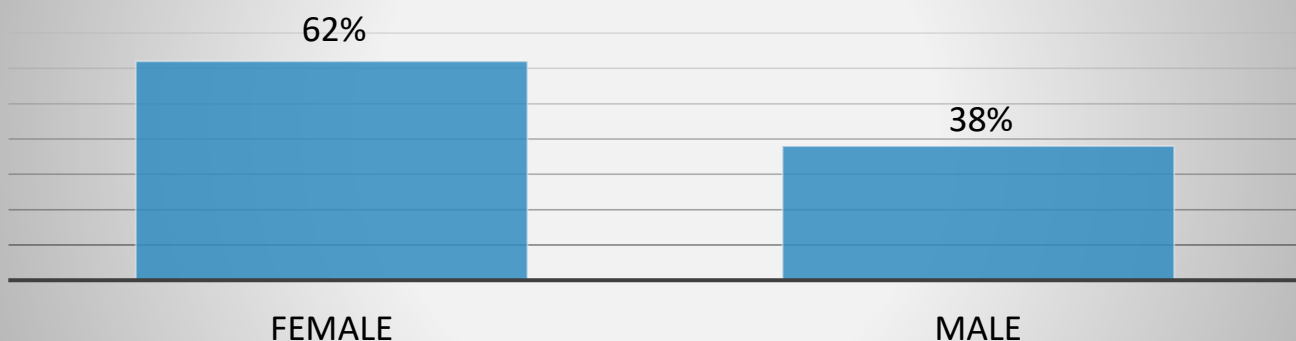
11th Judicial District FFY23 CVC CLAIM DEMOGRAPHICS

11th JD Race and Ethnicity Demographics

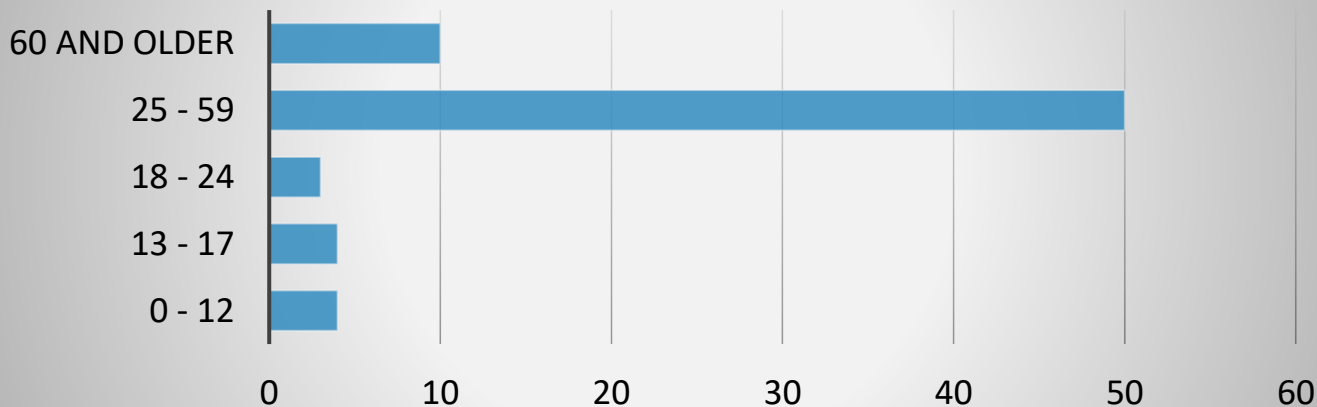


*Includes Native American, Asian, Native Hawaiian / Pacific Islander and Multiple Races

11th JD Gender Demographics



11th JD Age Demographics



12th Judicial District

Alamosa, Conejos, Costilla, Mineral, Rio Grande and Saguache Counties

<https://12thjudicialdistrictattorney.org/>

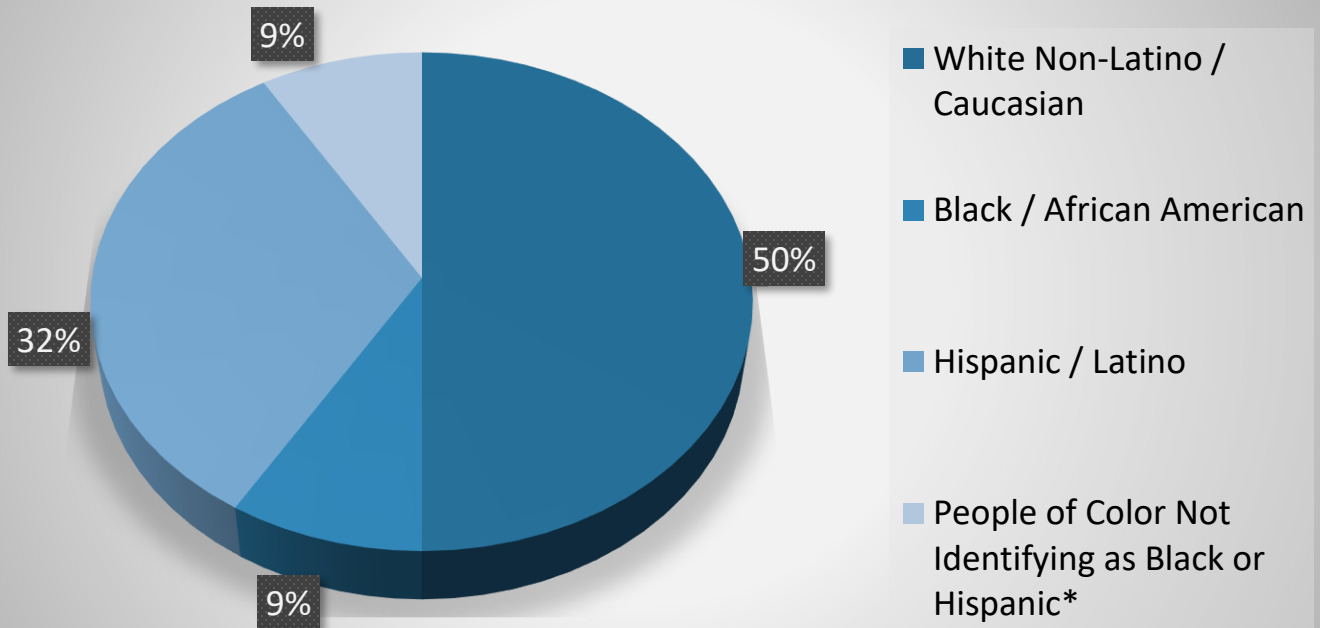
Program Administrator: Tammy Rogers
tmrogers@da12.state.co.us

FFY23 CVC CLAIMS BY CRIMES	TOTAL CVC CLAIMS	DV RELATED	TOTAL CVC FUNDS
ARSON	0	0	\$ 0
ASSAULT	16	7	\$ 44,545
BURGLARY	5	1	\$ 5,786
CHILD ABUSE	10	0	\$ 23,029
HOMICIDE	7	0	\$ 22,380
HUMAN TRAFFICKING	0	0	\$ 0
KIDNAPPING	0	0	\$ 0
DWI / DUI	5	N / A	\$ 8,297
OTHER VEHICULAR CRIMES	10	N / A	\$ 69,105
ROBBERY	0	0	\$ 0
SEXUAL ASSAULT	0	0	\$ 0
STALKING	0	0	\$ 0
PROTECTION ORDER VIOLATIONS	1	1	\$ 633
TOTAL 12TH JD CVC CLAIMS PAID	54	9	\$ 173,774

FFY23 CVC CLAIMS BY SERVICES	TOTAL CVC FUNDS
MEDICAL/DENTAL	\$ 82,290
MENTAL HEALTH	\$ 26,572
ECONOMIC SUPPORT	\$ 11,399
FUNERAL/BURIAL	\$ 49,185
CRIME SCENE CLEAN-UP	\$ 0
RELOCATION	\$ 0
TRAVEL	\$ 0
SECURITY DEVICES (INCLUDES WINDOWS, LOCKS, DOORS)	\$ 4,328
TOTAL 12TH JD CVC PROGRAM FUNDS PAID	\$ 173,774
TOTAL 12TH JD CVC PROGRAM STATE COLLECTIONS 41% LESS THAN PAID	\$ 102,880
TOTAL 12 TH JD CVC FEDERAL GRANT FUNDS RECEIVED	\$ 0
TOTAL 12 TH JD CVC FEDERAL GRANT FUNDS EXPENDED	\$ 0

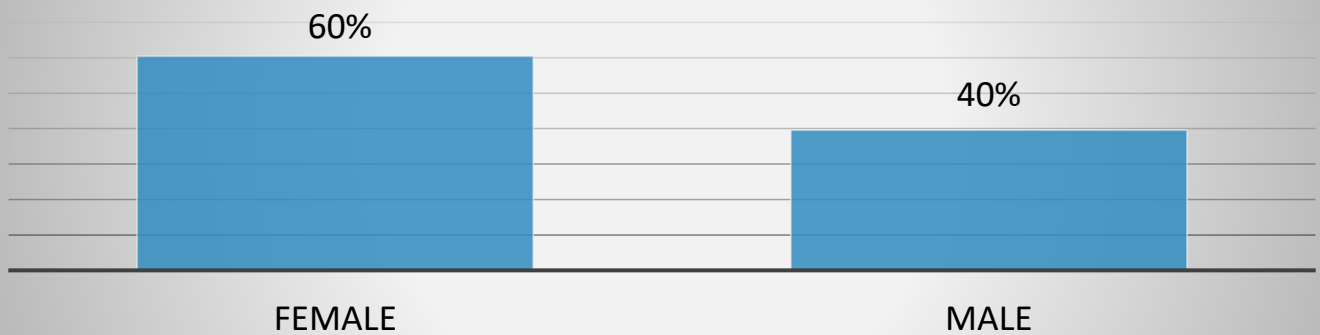
12th Judicial District FFY23 CVC CLAIM DEMOGRAPHICS

12th JD Race and Ethnicity Demographics

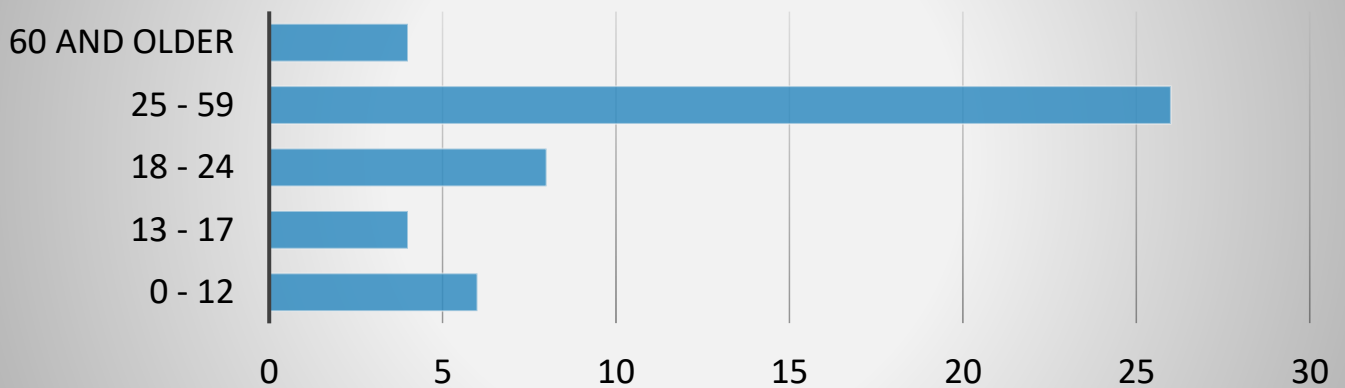


*Includes Native American, Asian, Native Hawaiian / Pacific Islander and Multiple Races

12th JD Gender Demographics



12th JD Age Demographics



13th Judicial District

Kit Carson, Logan, Morgan, Phillips, Sedgwick, Washington and Yuma Counties

<https://www.13thda.com/victim-information>

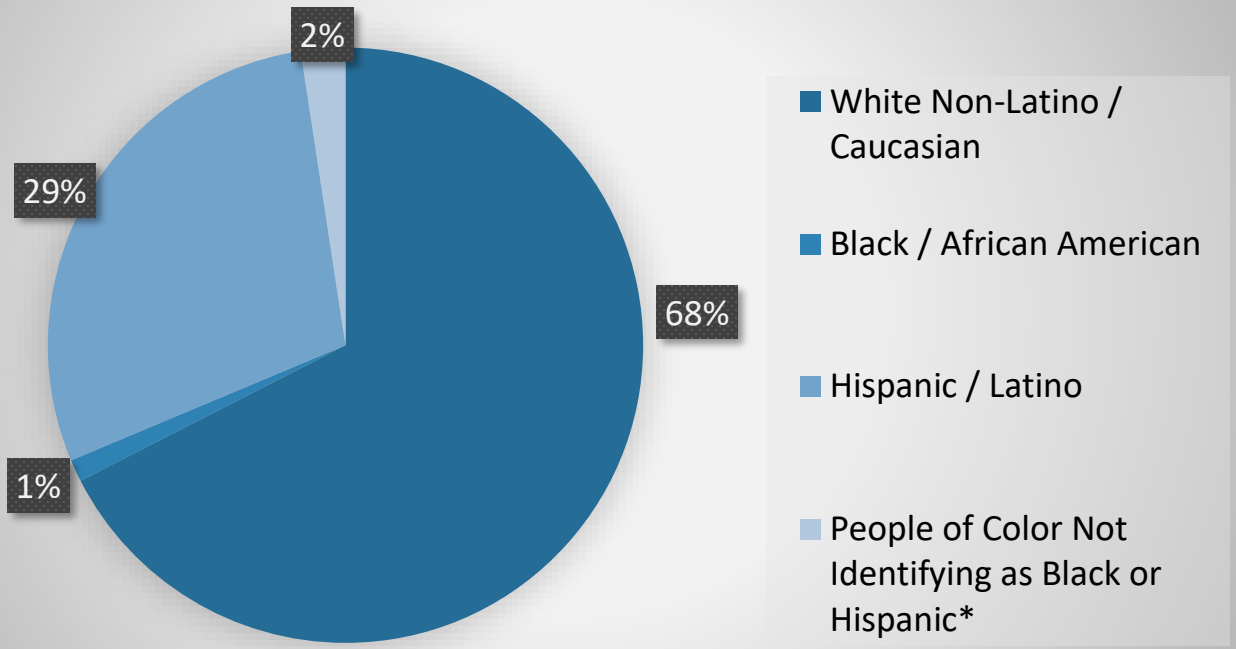
Program Administrator: Jill Olsen
jolsen@13thda.com

FFY23 CVC CLAIMS BY CRIMES	TOTAL CVC CLAIMS	DV RELATED	TOTAL CVC FUNDS
ARSON	0	0	\$ 0
ASSAULT	60	32	\$ 87,497
BURGLARY	0	0	\$ 0
CHILD ABUSE	44	5	\$ 11,930
HOMICIDE	6	2	\$ 13,764
HUMAN TRAFFICKING	0	0	\$ 0
KIDNAPPING	0	0	\$ 0
DWI / DUI	5	N / A	\$ 38,686
OTHER VEHICULAR CRIMES	1	N / A	\$ 2,730
ROBBERY	3	0	\$ 230
SEXUAL ASSAULT	8	1	\$ 3,315
STALKING	0	0	\$ 0
PROTECTION ORDER VIOLATIONS	0	0	\$ 0
TOTAL 13TH JD CVC CLAIMS PAID	127	40	\$ 158,151

FFY23 CVC CLAIMS BY SERVICES	TOTAL CVC FUNDS
MEDICAL/DENTAL	\$ 84,392
MENTAL HEALTH	\$ 19,994
ECONOMIC SUPPORT	\$ 29,491
FUNERAL/BURIAL	\$ 18,524
CRIME SCENE CLEAN-UP	\$ 5,750
RELOCATION	\$ 0
TRAVEL	\$ 0
SECURITY DEVICES (INCLUDES WINDOWS, LOCKS, DOORS)	\$ 0
TOTAL 13TH JD CVC PROGRAM FUNDS PAID	\$ 158,151
TOTAL 13TH JD CVC PROGRAM STATE COLLECTIONS	\$ 208,610
TOTAL 13TH JD CVC FEDERAL GRANT FUNDS RECEIVED	\$ 0
TOTAL 13TH JD CVC FEDERAL GRANT FUNDS EXPENDED	\$ 0

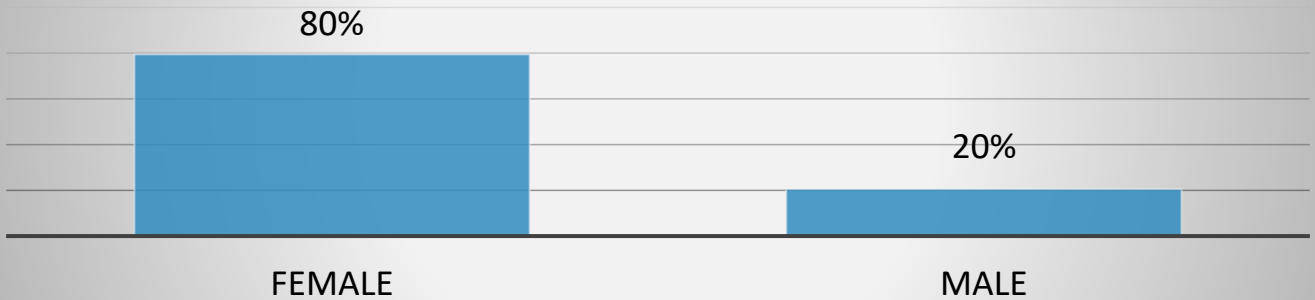
13th Judicial District FFY23 CVC CLAIM DEMOGRAPHICS

13th JD Race and Ethnicity Demographics

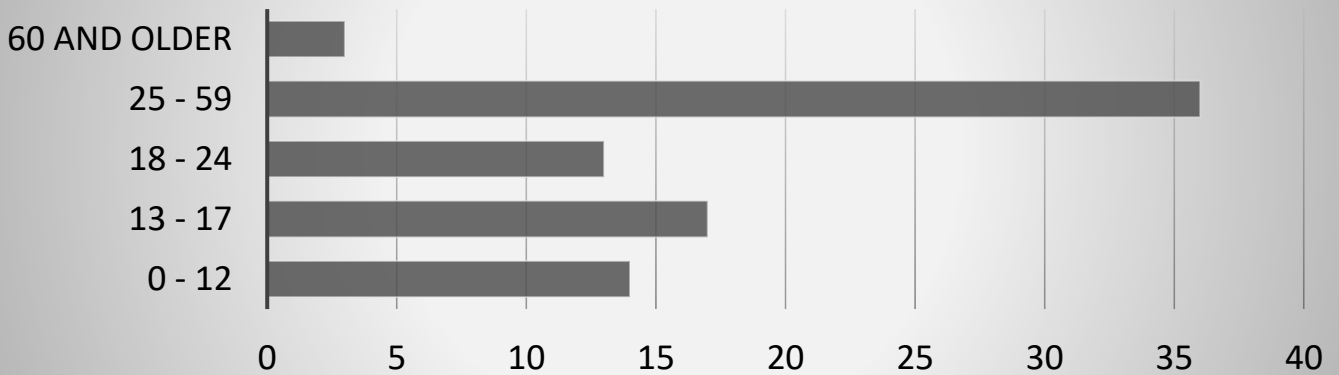


*Includes Native American, Asian, Native Hawaiian / Pacific Islander and Multiple Races

13th JD Gender Demographics



13th JD Age Demographics



14th Judicial District
Grand, Moffat and Routt Counties

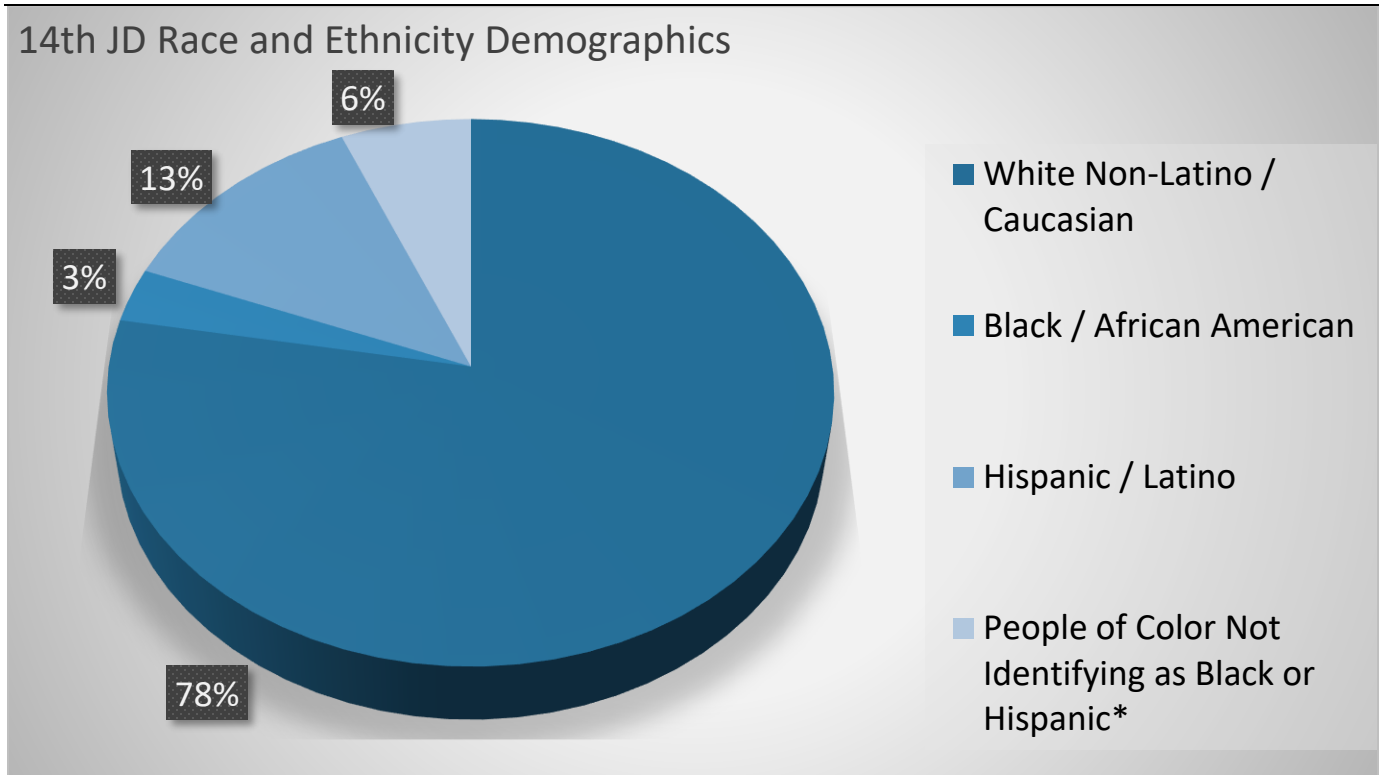
<https://14da.org/victim-services/>

Program Administrator: Donna Zulian
dzulian@14da.org

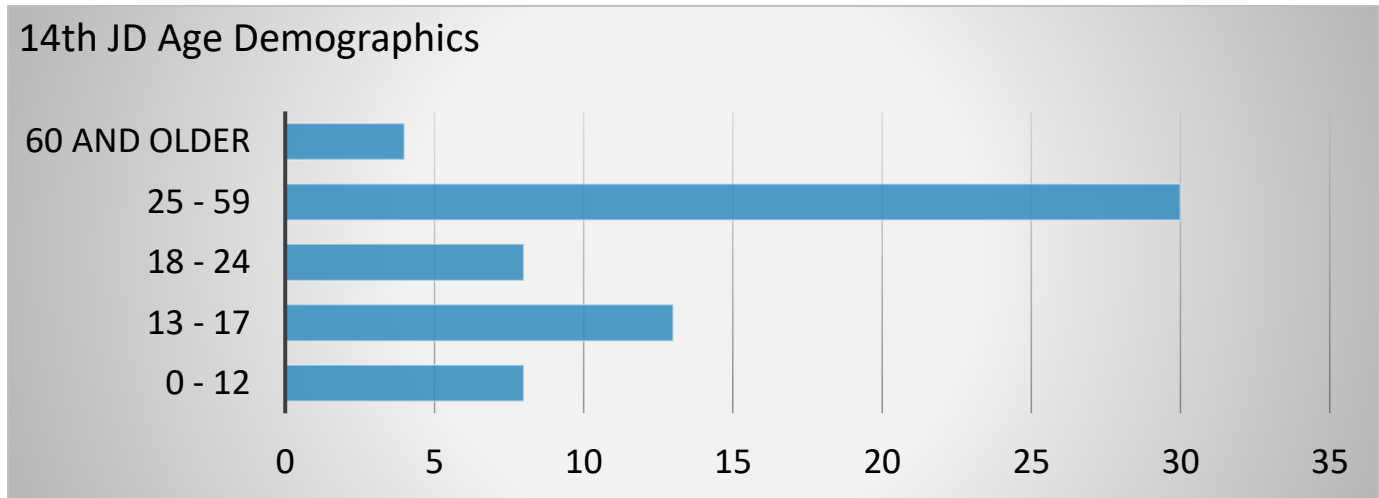
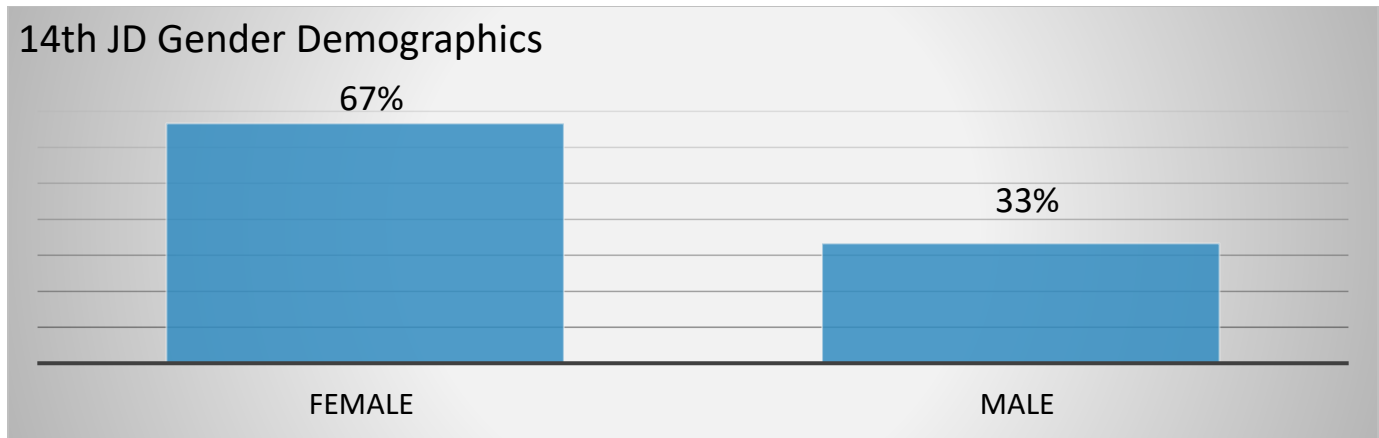
FFY23 CVC CLAIMS BY CRIMES	TOTAL CVC CLAIMS	DV RELATED	TOTAL CVC FUNDS
ARSON	0	0	\$ 0
ASSAULT	9	4	\$ 18,197
BURGLARY	1	0	\$ 980
CHILD ABUSE	17	0	\$ 25,110
HOMICIDE	2	0	\$ 8,983
HUMAN TRAFFICKING	0	0	\$ 0
KIDNAPPING	1	0	\$ 551
DWI / DUI	0	N / A	\$ 0
OTHER VEHICULAR CRIMES	12	N / A	\$ 139,281
ROBBERY	0	0	\$ 0
SEXUAL ASSAULT	4	0	\$ 6,362
STALKING	0	0	\$ 0
PROTECTION ORDER VIOLATIONS	0	0	\$ 0
TOTAL 14TH JD CVC CLAIMS PAID	46	4	\$ 199,462

FFY23 CVC CLAIMS BY SERVICES	TOTAL CVC FUNDS
MEDICAL/DENTAL	\$ 99,855
MENTAL HEALTH	\$ 24,809
ECONOMIC SUPPORT	\$ 51,889
FUNERAL/BURIAL	\$ 21,930
CRIME SCENE CLEAN-UP	\$ 0
RELOCATION	\$ 0
TRAVEL	\$ 0
SECURITY DEVICES (INCLUDES WINDOWS, LOCKS, DOORS)	\$ 980
TOTAL 14TH JD CVC PROGRAM FUNDS PAID	\$ 199,463
TOTAL 14TH JD CVC PROGRAM STATE COLLECTIONS	\$ 206,760
TOTAL 14 TH JD CVC FEDERAL GRANT FUNDS RECEIVED	\$ 0
TOTAL 14 TH JD CVC FEDERAL GRANT FUNDS EXPENDED	\$ 0

14th Judicial District FFY23 CVC CLAIM DEMOGRAPHICS



*Includes Native American, Asian, Native Hawaiian / Pacific Islander and Multiple Races



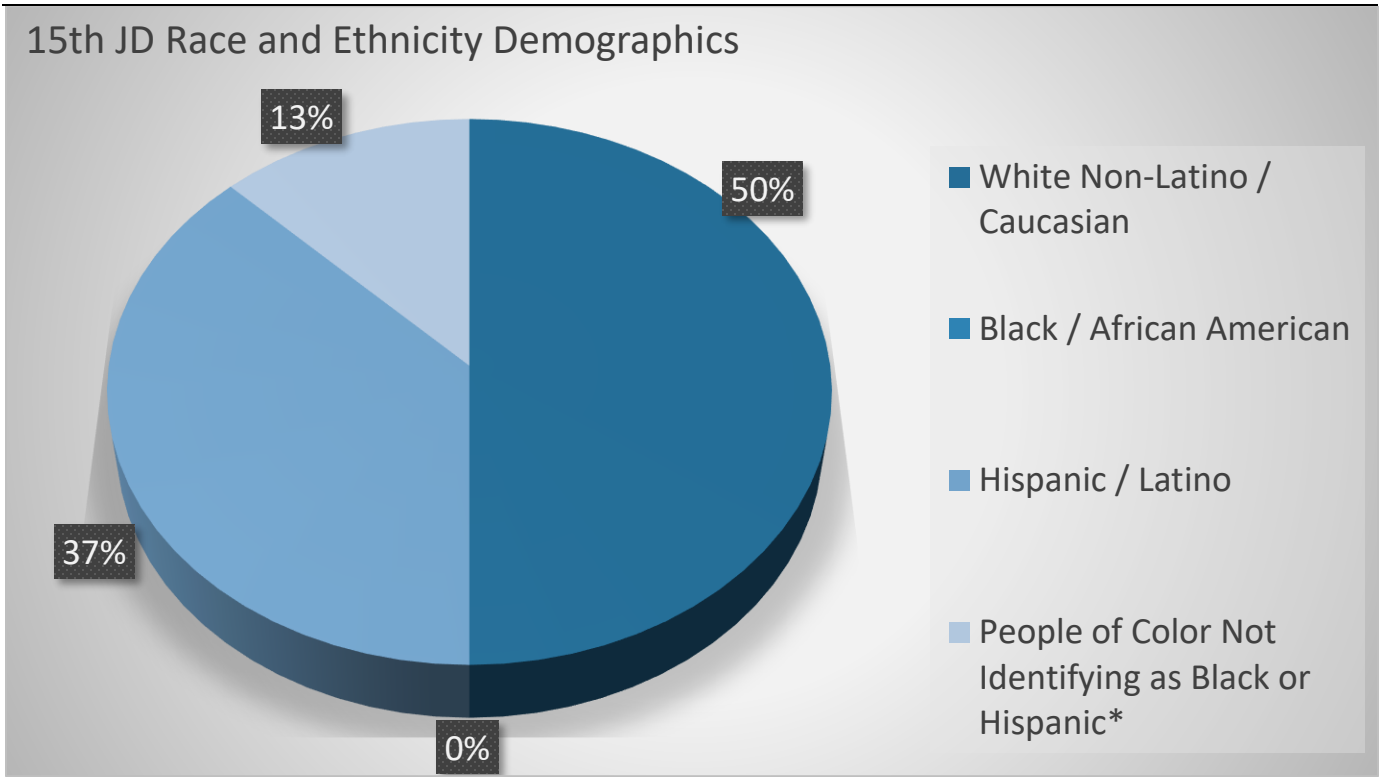
15th Judicial District
 Baca, Cheyenne, Kiowa and Prowers Counties

Program Administrator: Tammy Williams
tammy.williams@southeastclorado.net

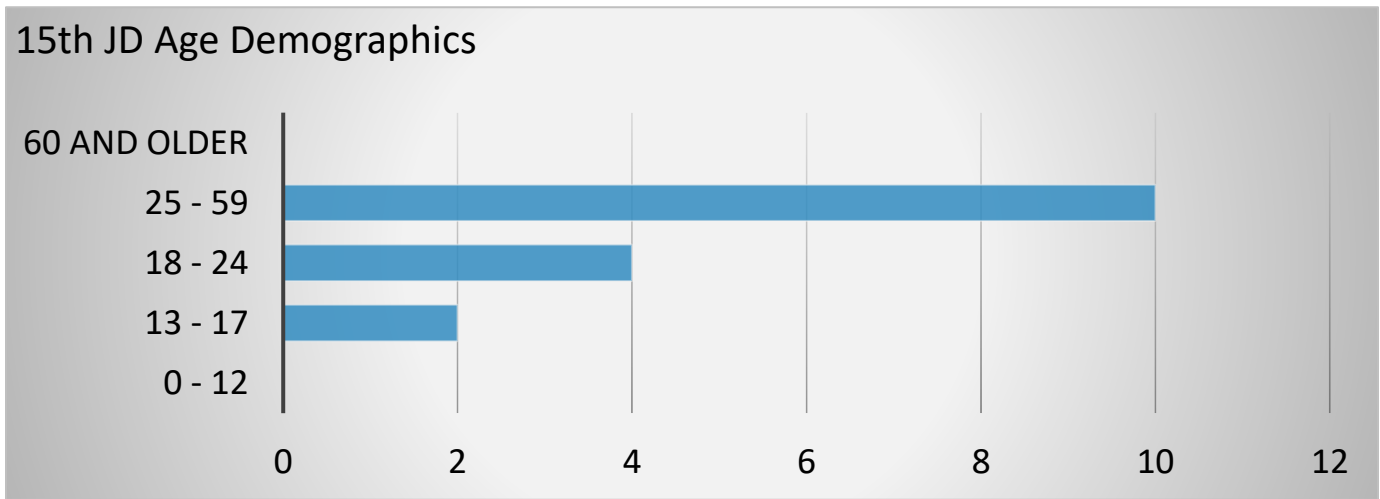
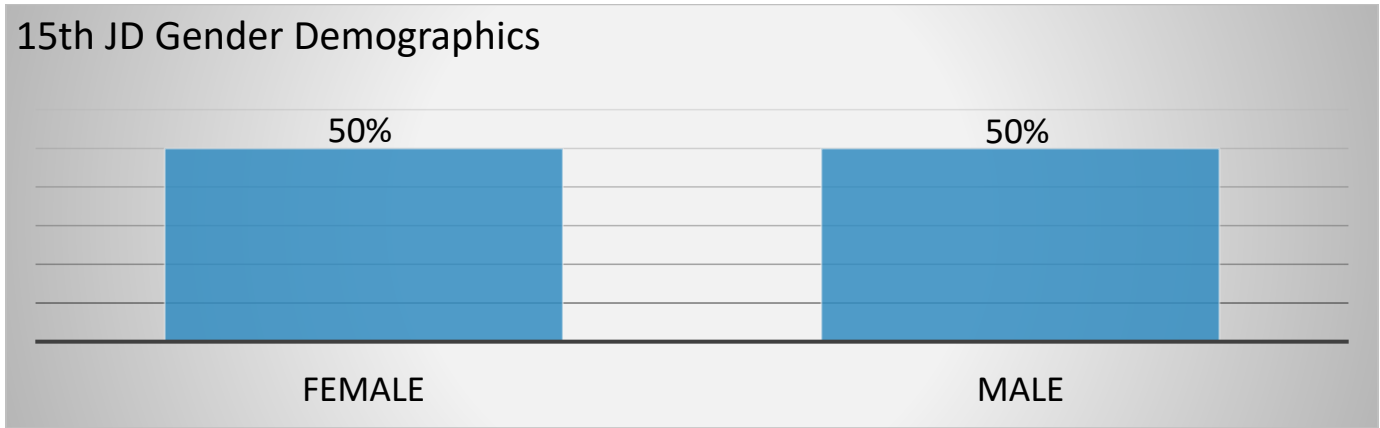
FFY23 CVC CLAIMS BY CRIMES	TOTAL CVC CLAIMS	DV RELATED	TOTAL CVC FUNDS
ARSON	0	0	\$ 0
ASSAULT	6	0	\$ 5,525
BURGLARY	3	0	\$ 3,382
CHILD ABUSE	5	0	\$ 1,869
HOMICIDE	2	0	\$ 33,032
HUMAN TRAFFICKING	0	0	\$ 0
KIDNAPPING	0	0	\$ 0
DWI / DUI	0	N / A	\$ 0
OTHER VEHICULAR CRIMES	4	N / A	\$ 2,384
ROBBERY	0	0	\$ 0
SEXUAL ASSAULT	0	0	\$ 0
STALKING	0	0	\$ 0
PROTECTION ORDER VIOLATIONS	2	0	\$ 4,300
TOTAL 15TH JD CVC CLAIMS PAID	22	0	\$ 50,492

FFY23 CVC CLAIMS BY SERVICES	TOTAL CVC FUNDS
MEDICAL/DENTAL	\$ 19,715
MENTAL HEALTH	\$ 2,199
ECONOMIC SUPPORT	\$ 831
FUNERAL/BURIAL	\$ 16,869
CRIME SCENE CLEAN-UP	\$ 0
RELOCATION	\$ 6,812
TRAVEL	\$ 684
SECURITY DEVICES (INCLUDES WINDOWS, LOCKS, DOORS)	\$ 3,382
TOTAL 15TH JD CVC PROGRAM FUNDS PAID	\$ 50,492
TOTAL 15TH JD CVC PROGRAM STATE COLLECTIONS	\$ 55,733
TOTAL 15 TH JD CVC FEDERAL GRANT FUNDS RECEIVED	\$ 0
TOTAL 15 TH JD CVC FEDERAL GRANT FUNDS EXPENDED	\$ 0

15th Judicial District FFY23 CVC CLAIM DEMOGRAPHICS



*Includes Native American, Asian, Native Hawaiian / Pacific Islander and Multiple Races



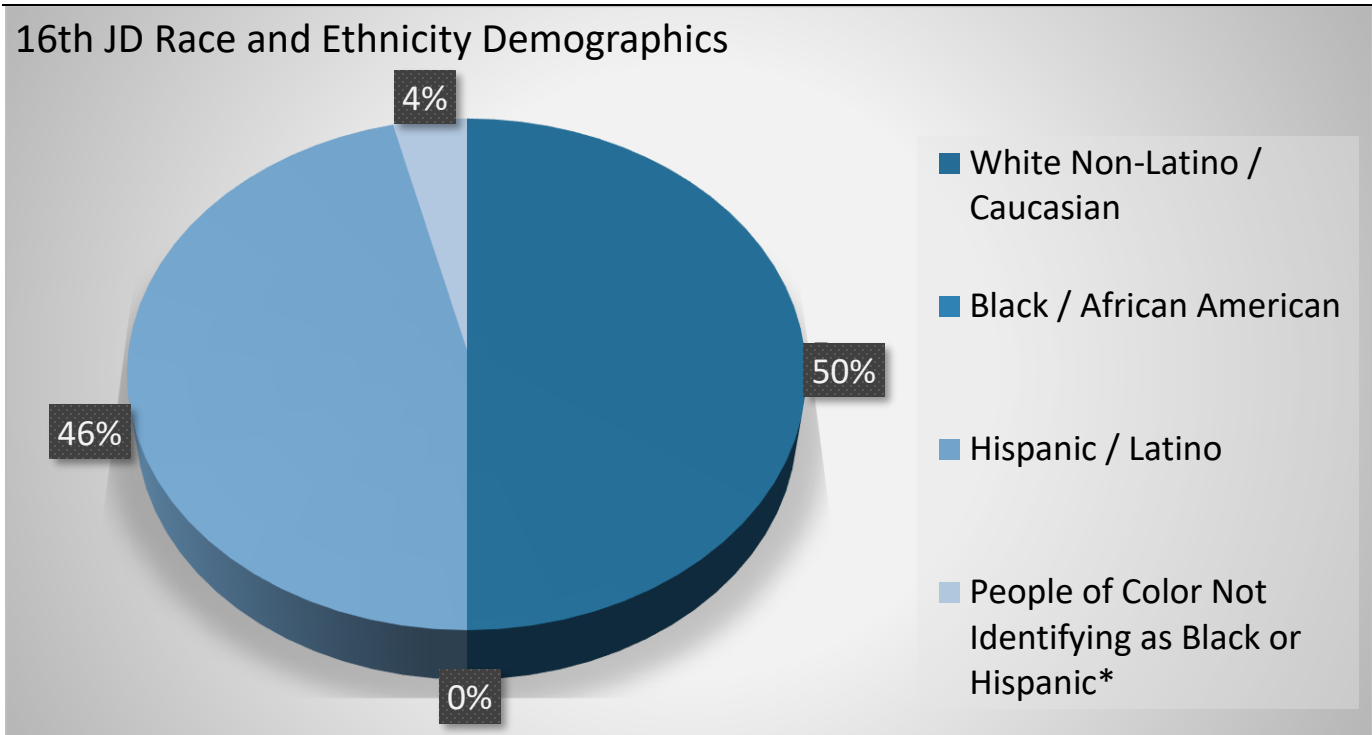
16th Judicial District
 Bent, Crowley and Otero Counties

Program Administrator: Crystal Barnhart
cbarnhart@da16co.gov

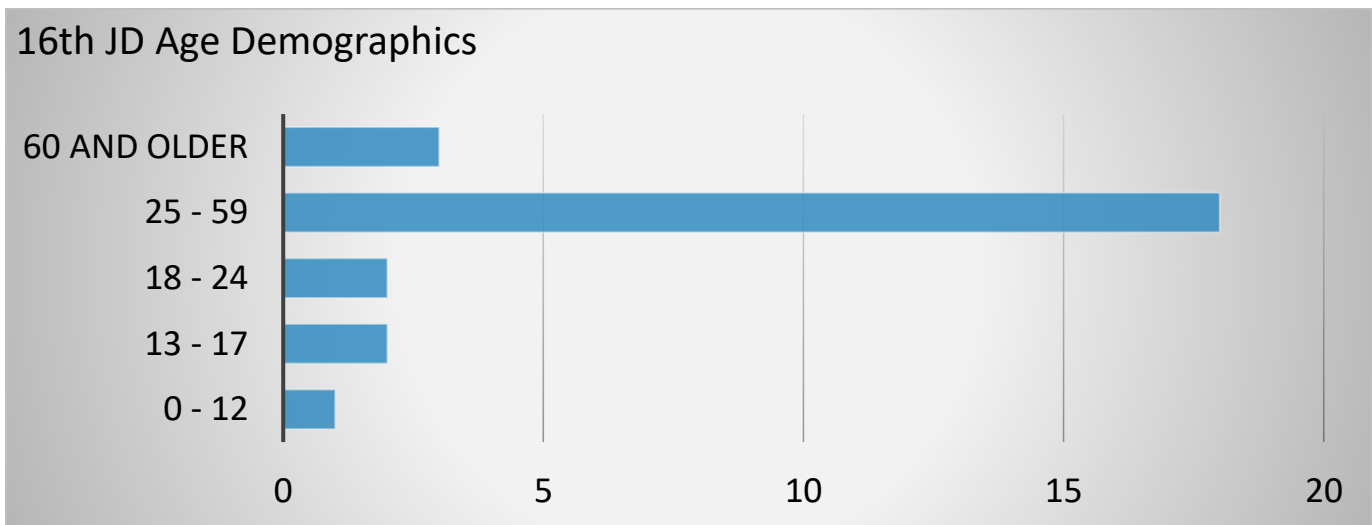
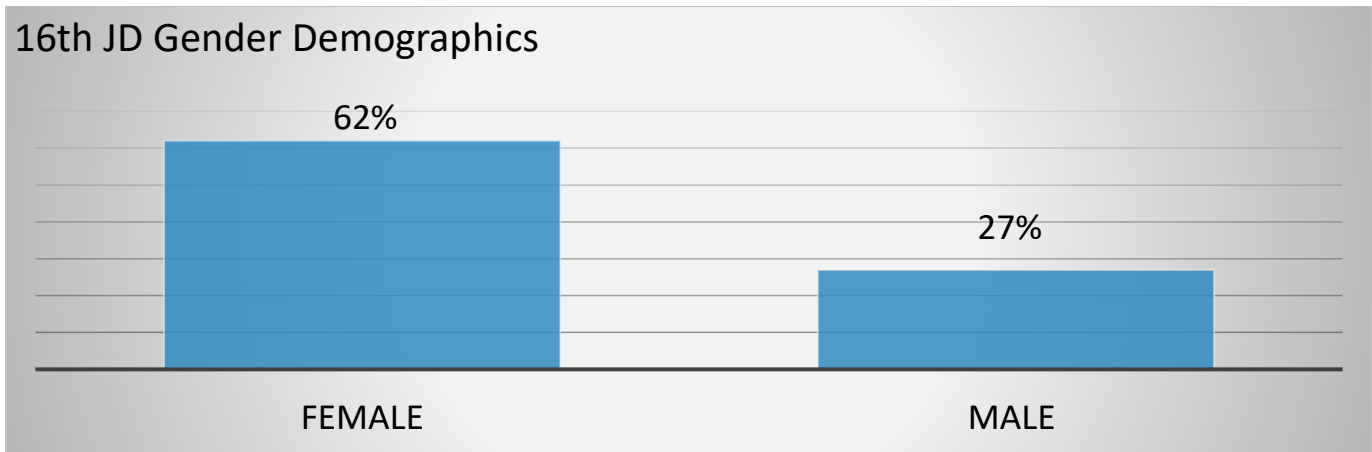
FFY23 CVC CLAIMS BY CRIMES	TOTAL CVC CLAIMS	DV RELATED	TOTAL CVC FUNDS
ARSON	0	0	\$ 0
ASSAULT	8	7	\$ 10,277
BURGLARY	2	0	\$ 1,235
CHILD ABUSE	0	0	\$ 0
HOMICIDE	9	3	\$ 7,733
HUMAN TRAFFICKING	0	0	\$ 0
KIDNAPPING	0	0	\$ 0
DWI / DUI	0	N / A	\$ 0
OTHER VEHICULAR CRIMES	3	N / A	\$ 185
ROBBERY	0	0	\$ 0
SEXUAL ASSAULT	0	0	\$ 0
STALKING	0	0	\$ 0
PROTECTION ORDER VIOLATIONS	1	1	\$ 2,156
TOTAL 16TH JD CVC CLAIMS PAID	23	11	\$ 21,586

FFY23 CVC CLAIMS BY SERVICES	TOTAL CVC FUNDS
MEDICAL/DENTAL	\$ 1,403
MENTAL HEALTH	\$ 1,865
ECONOMIC SUPPORT	\$ 9,824
FUNERAL/BURIAL	\$ 3,697
CRIME SCENE CLEAN-UP	\$ 0
RELOCATION	\$ 3,142
TRAVEL	\$ 0
SECURITY DEVICES (INCLUDES WINDOWS, LOCKS, DOORS)	\$ 1,654
TOTAL 16TH JD CVC PROGRAM FUNDS PAID	\$ 21,586
TOTAL 16TH JD CVC PROGRAM STATE COLLECTIONS	\$ 73,162
TOTAL 16TH JD CVC FEDERAL GRANT FUNDS RECEIVED	\$ 6,060
TOTAL 16TH JD CVC FEDERAL GRANT FUNDS EXPENDED	\$ 6,060

16th Judicial District FFY23 CVC CLAIM DEMOGRAPHICS



*Includes Native American, Asian, Native Hawaiian / Pacific Islander and Multiple Races



17th Judicial District
Adams and Broomfield Counties

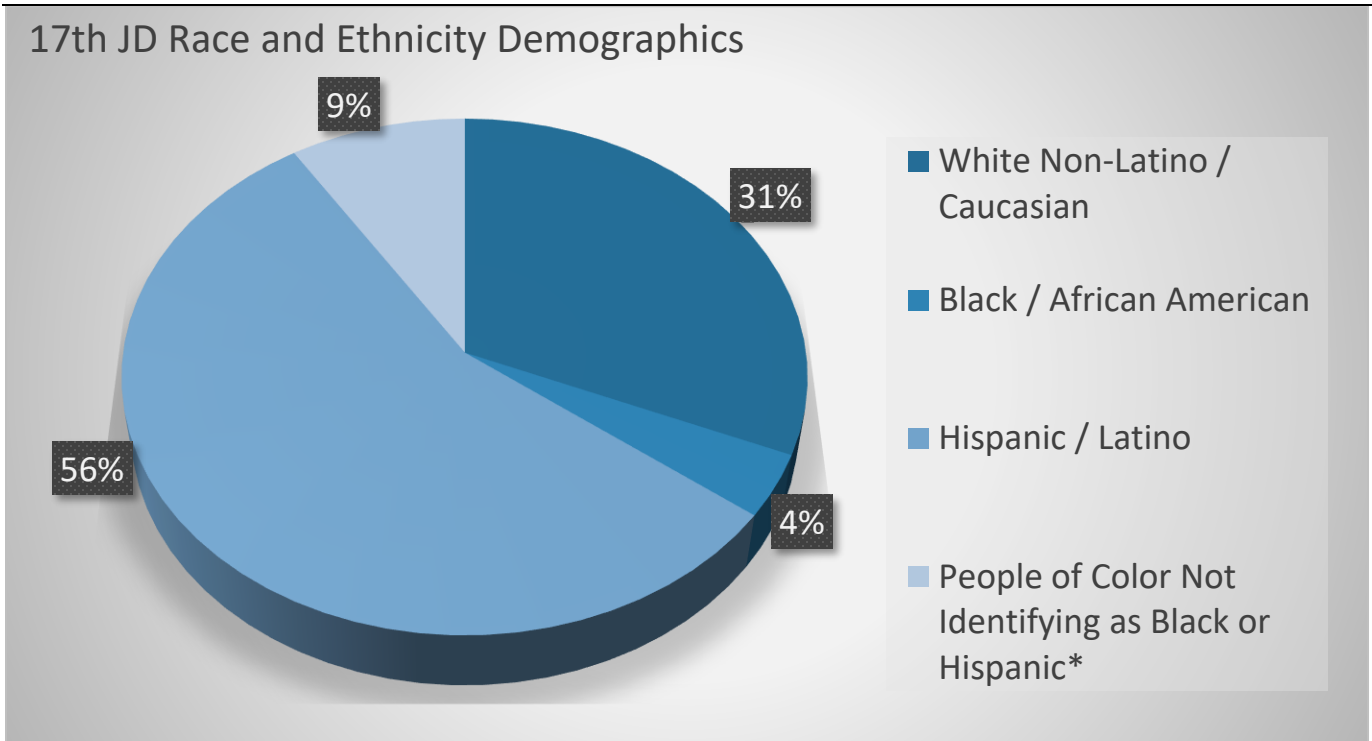
www.crimevictimcompensation.org

Program Administrator: Tonya Isenbart
tisenbart@da17.state.co.us

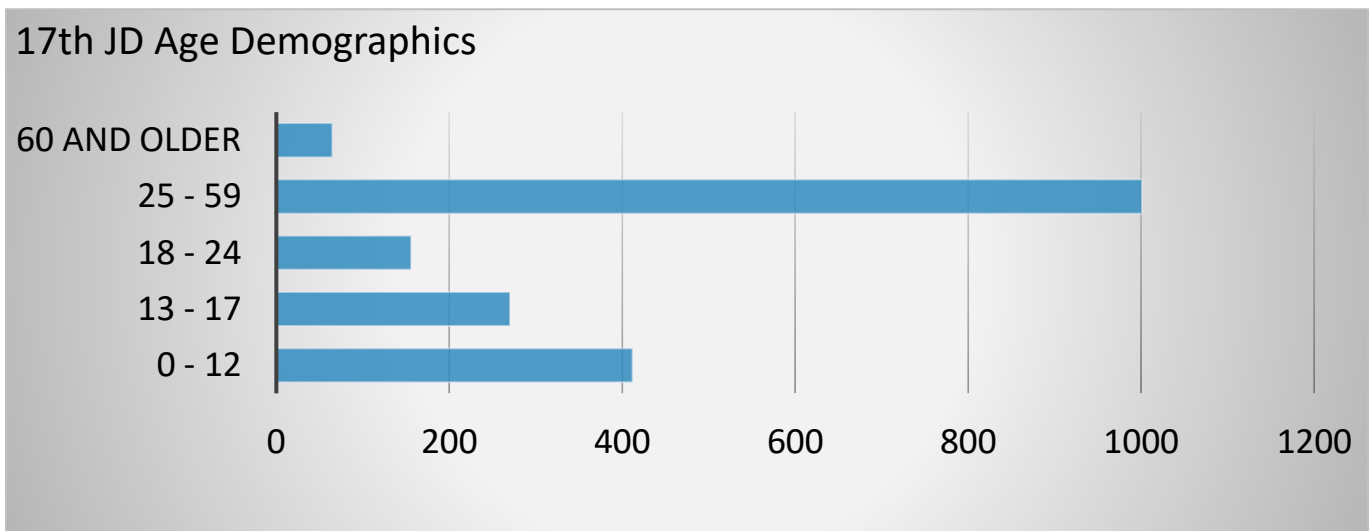
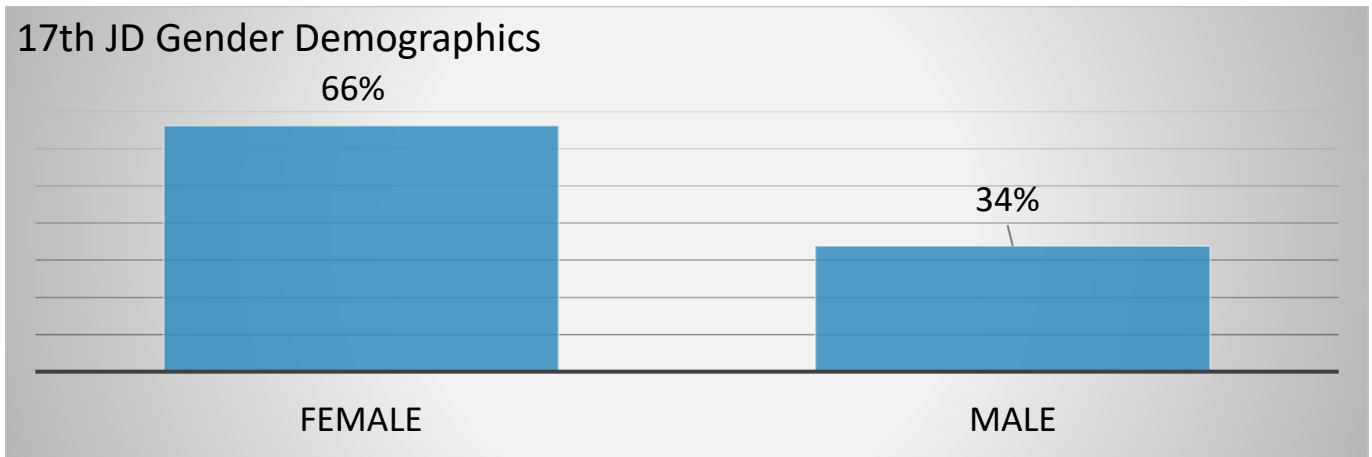
FFY23 CVC CLAIMS BY CRIMES	TOTAL CVC CLAIMS	DV RELATED	TOTAL CVC FUNDS
ARSON	1	0	\$ 500
ASSAULT	292	172	\$ 776,584
BURGLARY	41	11	\$ 41,315
CHILD ABUSE	243	0	\$ 626,933
HOMICIDE	67	8	\$ 385,101
HUMAN TRAFFICKING	0	0	\$ 0
KIDNAPPING	7	1	\$ 16,285
DWI / DUI	10	N / A	\$ 40,983
OTHER VEHICULAR CRIMES	55	N / A	\$ 311,211
ROBBERY	23	0	\$ 42,054
SEXUAL ASSAULT	37	15	\$ 79,088
STALKING	6	6	\$ 10,381
PROTECTION ORDER VIOLATIONS	19	19	\$ 21,804
TOTAL 17TH JD CVC CLAIMS PAID	801	232	\$ 2,052,238

FFY23 CVC CLAIMS BY SERVICES	TOTAL CVC FUNDS
MEDICAL/DENTAL	\$ 633,331
MENTAL HEALTH	\$ 713,498
ECONOMIC SUPPORT	\$ 159,203
FUNERAL/BURIAL	\$ 496,206
CRIME SCENE CLEAN-UP	\$ 8,894
RELOCATION	\$ 0
TRAVEL	\$ 0
SECURITY DEVICES (INCLUDES WINDOWS, LOCKS, DOORS)	\$ 41,105
TOTAL 17TH JD CVC PROGRAM FUNDS PAID	\$ 2,052,238
TOTAL 17TH JD CVC PROGRAM STATE COLLECTIONS 64% LESS THAN PAID	\$ 741,762
TOTAL 17 TH JD CVC FEDERAL GRANT FUNDS RECEIVED	\$ 949,223
TOTAL 17 TH JD CVC FEDERAL GRANT FUNDS EXPENDED	\$ 1,111,527

17th Judicial District FFY23 CVC CLAIM DEMOGRAPHICS



*Includes Native American, Asian, Native Hawaiian / Pacific Islander and Multiple Races



18th Judicial District

Arapahoe, Douglas, Elbert and Lincoln Counties

<https://www.da18.org/victims-services/victim-compensation/>

Program Administrator: Wendy Buter

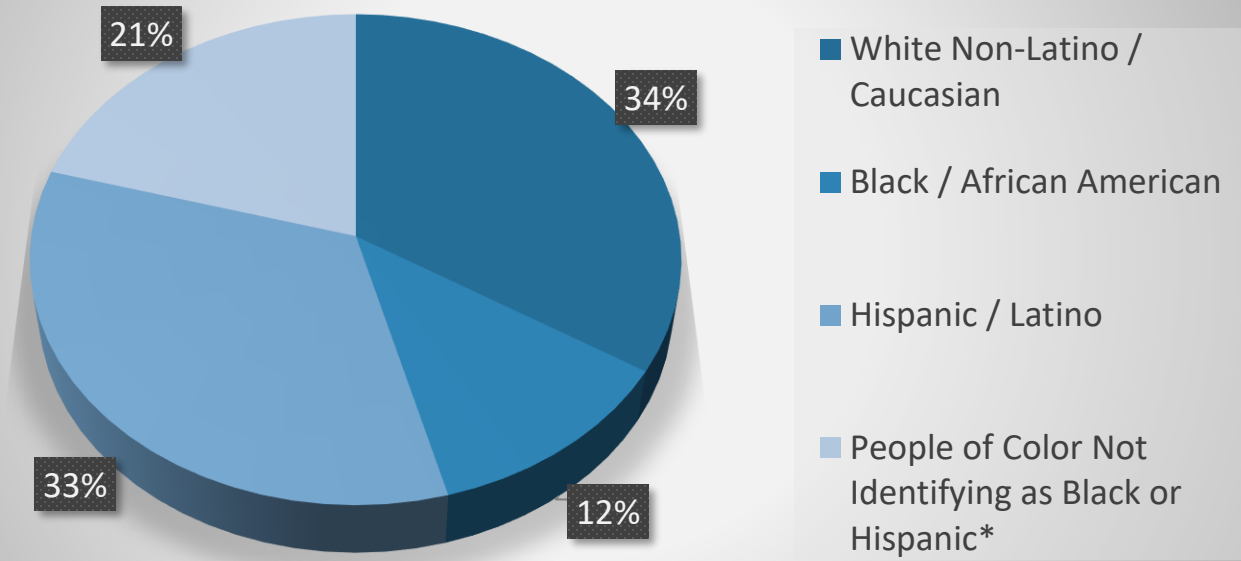
wbuter@da18.state.co.us

FFY23 CVC CLAIMS BY CRIMES	TOTAL CVC CLAIMS	DV RELATED	TOTAL CVC FUNDS
ARSON	4	3	\$ 22,408
ASSAULT	341	161	\$ 670,116
BURGLARY	21	4	\$ 29,050
CHILD ABUSE	175	38	\$ 210,084
HOMICIDE	116	46	\$ 483,071
HUMAN TRAFFICKING	1	0	\$ 3,160
KIDNAPPING	7	6	\$ 9,282
DWI / DUI	3	N / A	\$ 2,551
OTHER VEHICULAR CRIMES	103	N / A	\$ 531,915
ROBBERY	38	1	\$ 86,298
SEXUAL ASSAULT	43	13	\$ 74,051
STALKING	6	4	\$ 6,185
PROTECTION ORDER VIOLATIONS	12	12	\$ 16,836
TOTAL 18TH JD CVC CLAIMS PAID	870	288	\$ 2,145,007

FFY23 CVC CLAIMS BY SERVICES	TOTAL CVC FUNDS
MEDICAL/DENTAL	\$ 486,555
MENTAL HEALTH	\$ 572,191
ECONOMIC SUPPORT	\$ 420,042
FUNERAL/BURIAL	\$ 597,159
CRIME SCENE CLEAN-UP	\$ 9,278
RELOCATION	\$ 0
TRAVEL	\$ 0
SECURITY DEVICES (INCLUDES WINDOWS, LOCKS, DOORS)	\$ 22,552
TOTAL 18TH JD CVC PROGRAM FUNDS PAID	\$ 2,145,007
TOTAL 18TH JD CVC PROGRAM STATE COLLECTIONS 37% LESS THAN PAID	\$ 1,352,979
TOTAL 18 TH JD CVC FEDERAL GRANT FUNDS RECEIVED	\$ 425,000
TOTAL 18 TH JD CVC FEDERAL GRANT FUNDS EXPENDED	\$ 425,000

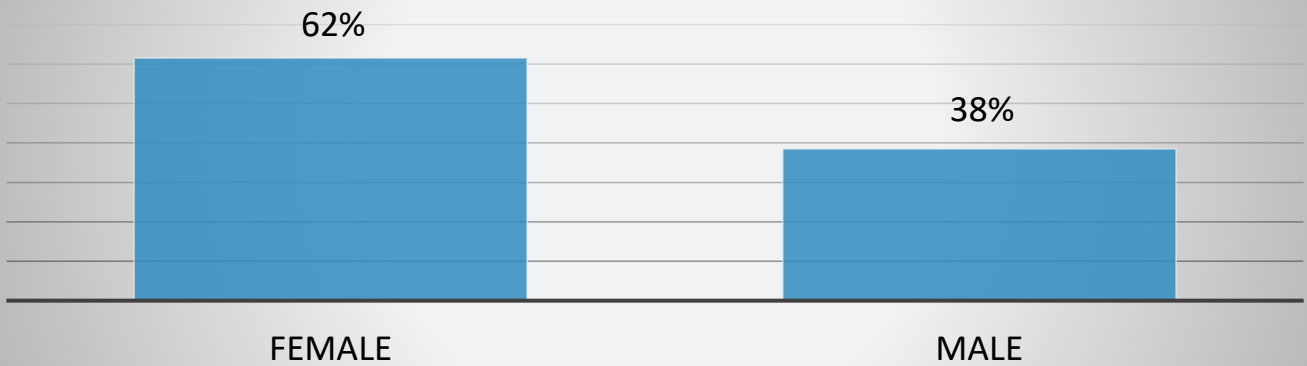
18th Judicial District FFY23 CVC CLAIM DEMOGRAPHICS

18th JD Race and Ethnicity Demographics

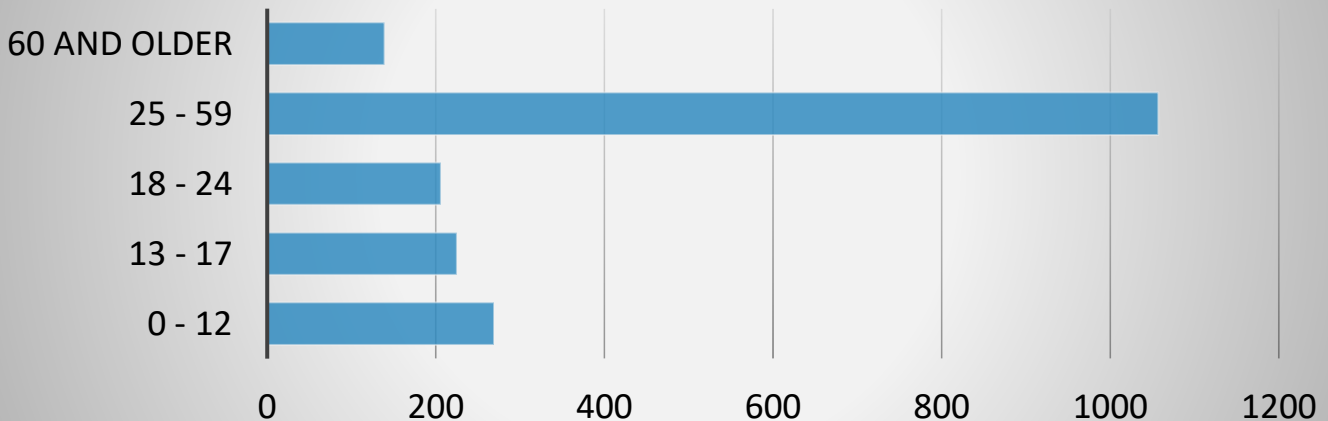


*Includes Native American, Asian, Native Hawaiian / Pacific Islander and Multiple Races

18th JD Gender Demographics



18th JD Age Demographics



19th Judicial District
Weld County

<https://www.weldda.com/Resources/Victim-Services/Crime-Victim-Compensation>

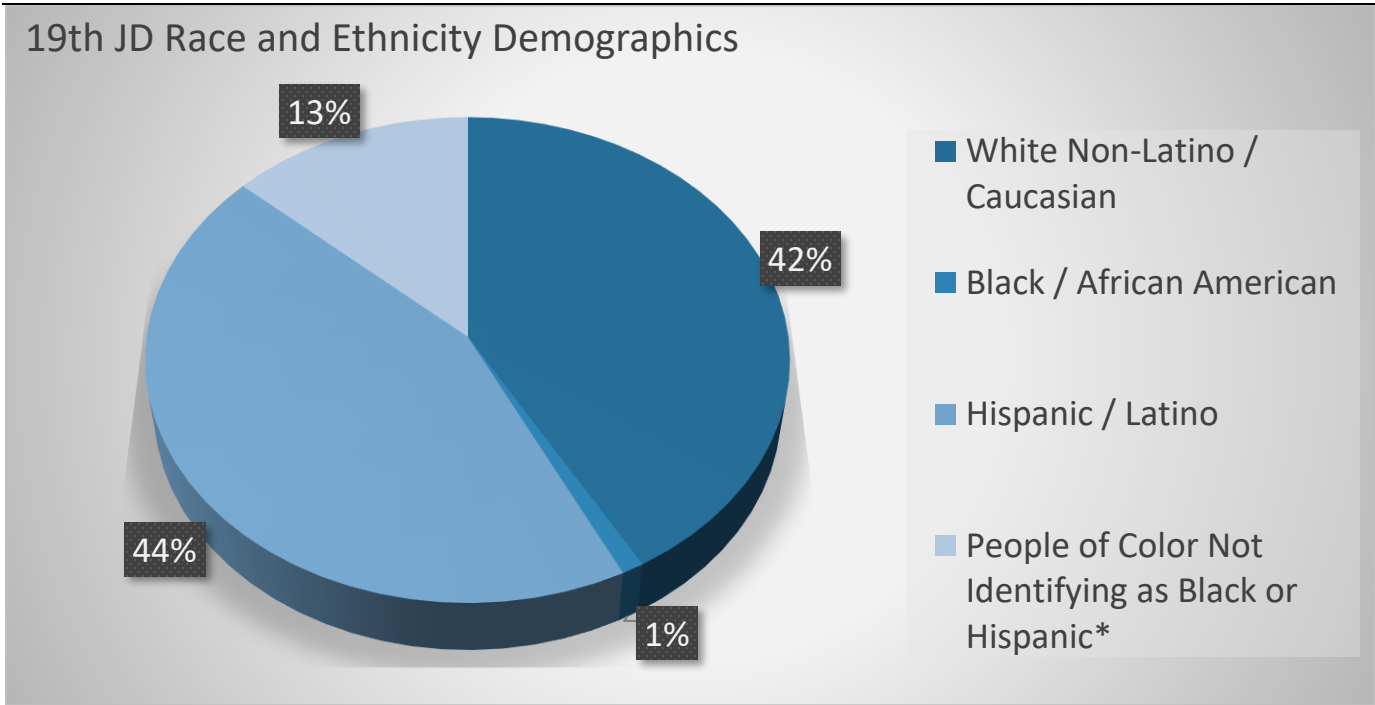
Program Administrator: Karol Patch
kpatch@co.weld.co.us

FFY23 CVC CLAIMS BY CRIMES	TOTAL CVC CLAIMS	DV RELATED	TOTAL CVC FUNDS
ARSON	1	1	\$ 2,882
ASSAULT	126	61	\$ 304,524
BURGLARY	6	4	\$ 5,342
CHILD ABUSE	61	1	\$ 73,375
HOMICIDE	26	2	\$ 114,105
HUMAN TRAFFICKING	0	0	\$ 0
KIDNAPPING	3	3	\$ 4,541
DWI / DUI	2	N / A	\$ 8,760
OTHER VEHICULAR CRIMES	19	N / A	\$ 83,144
ROBBERY	6	0	\$ 5,099
SEXUAL ASSAULT	12	0	\$ 22,715
STALKING	6	4	\$ 4,538
PROTECTION ORDER VIOLATIONS	4	4	\$ 6,719
TOTAL 19TH JD CVC CLAIMS PAID	272	80	\$ 635,745

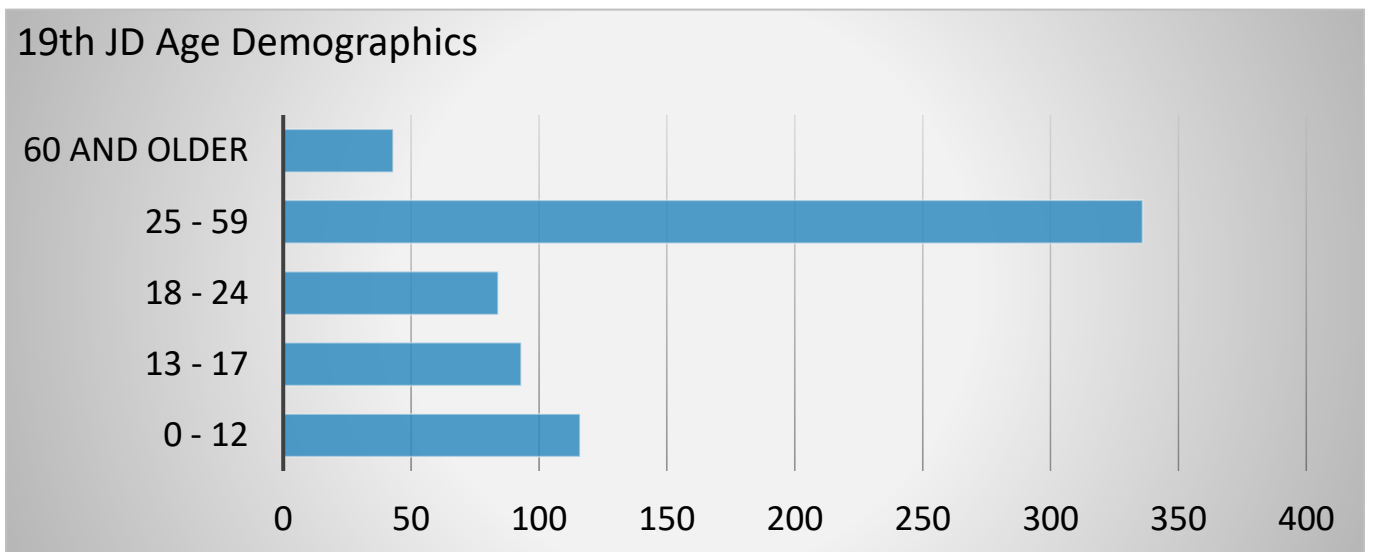
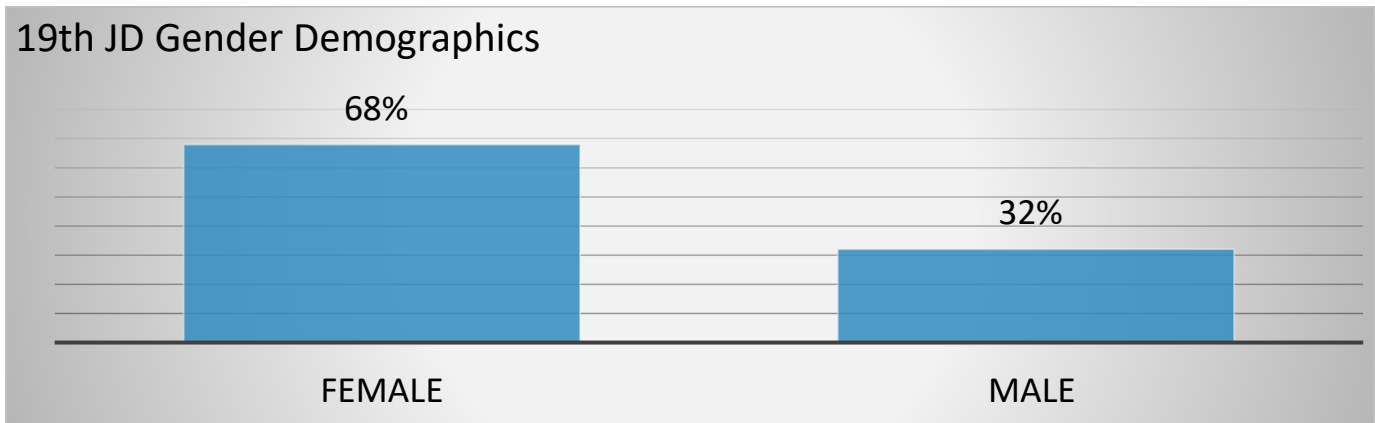
FFY23 CVC CLAIMS BY SERVICES	TOTAL CVC FUNDS
MEDICAL/DENTAL	\$ 128,591
MENTAL HEALTH	\$ 113,951
ECONOMIC SUPPORT	\$ 204,448
FUNERAL/BURIAL	\$ 101,487
CRIME SCENE CLEAN-UP	\$ 5,017
RELOCATION	\$ 64,508
TRAVEL	\$ 0
SECURITY DEVICES (INCLUDES WINDOWS, LOCKS, DOORS)	\$ 17,742
TOTAL 19TH JD CVC PROGRAM FUNDS PAID	\$ 635,745
TOTAL 19TH JD CVC PROGRAM STATE COLLECTIONS 11% LESS THAN PAID	\$ 566,026
TOTAL 19 TH JD CVC FEDERAL GRANT FUNDS RECEIVED	\$ 0
TOTAL 19 TH JD CVC FEDERAL GRANT FUNDS EXPENDED	\$ 0

19th Judicial District

FFY23 CVC CLAIM DEMOGRAPHICS



*Includes Native American, Asian, Native Hawaiian / Pacific Islander and Multiple Races



20th Judicial District
Boulder County

<https://bouldercounty.gov/district-attorney/cvc>

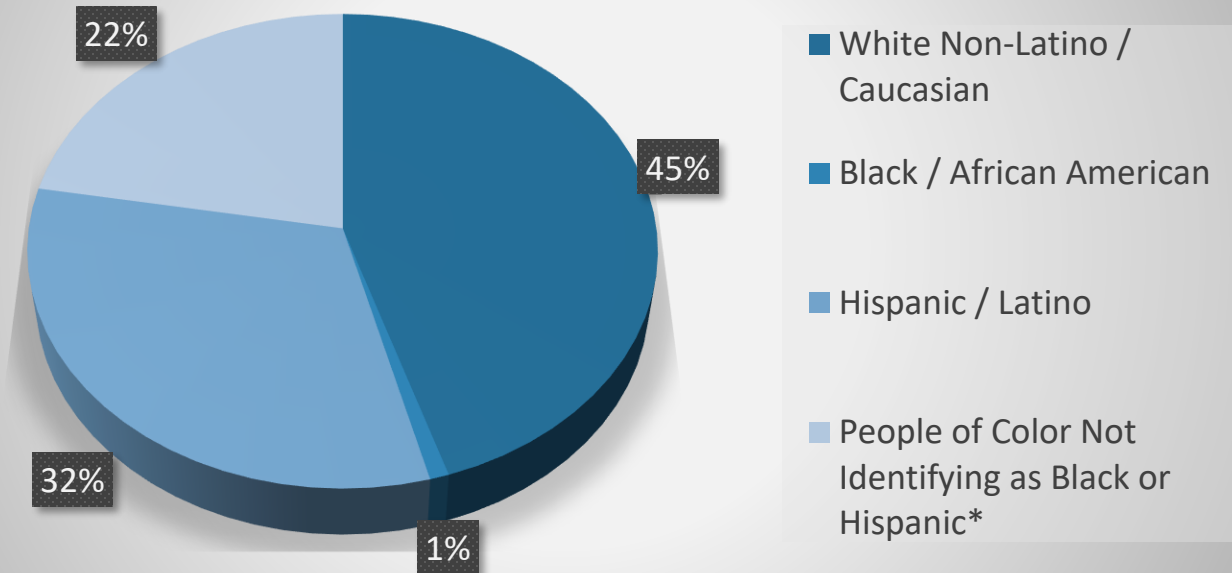
Program Administrator: Kim Stalnacker
kstalnacker@bouldercounty.org

FFY23 CVC CLAIMS BY CRIMES	TOTAL CVC CLAIMS	DV RELATED	TOTAL CVC FUNDS
ARSON	1	1	\$ 0
ASSAULT	88	39	\$ 144,925
BURGLARY	10	3	\$ 7,223
CHILD ABUSE	39	2	\$ 26,684
HOMICIDE	31	5	\$ 64,155
HUMAN TRAFFICKING	0	0	\$ 0
KIDNAPPING	2	2	\$ 180
DWI / DUI	2	N / A	\$ 29,2940
OTHER VEHICULAR CRIMES	26	N / A	\$ 39,486
ROBBERY	3	1	\$ 2,295
SEXUAL ASSAULT	25	8	\$ 33,163
STALKING	5	5	\$ 8,773
PROTECTION ORDER VIOLATIONS	2	1	\$ 239
TOTAL 20TH JD CVC CLAIMS PAID	234	67	\$ 479,671

FFY23 CVC CLAIMS BY SERVICES	TOTAL CVC FUNDS
MEDICAL/DENTAL	\$ 182,878
MENTAL HEALTH	\$ 109,831
ECONOMIC SUPPORT	\$ 59,149
FUNERAL/BURIAL	\$ 91,112
CRIME SCENE CLEAN-UP	\$ 0
RELOCATION	\$ 16,227
TRAVEL	\$ 5,339
SECURITY DEVICES (INCLUDES WINDOWS, LOCKS, DOORS)	\$ 14,865
TOTAL 20TH JD CVC PROGRAM FUNDS PAID	\$ 479,671
TOTAL 20TH JD CVC PROGRAM STATE COLLECTIONS 30% LESS THAN PAID	\$ 333,486
TOTAL 20 TH JD CVC FEDERAL GRANT FUNDS RECEIVED	\$ 179,977
TOTAL 20 TH JD CVC FEDERAL GRANT FUNDS EXPENDED	\$ 184,126

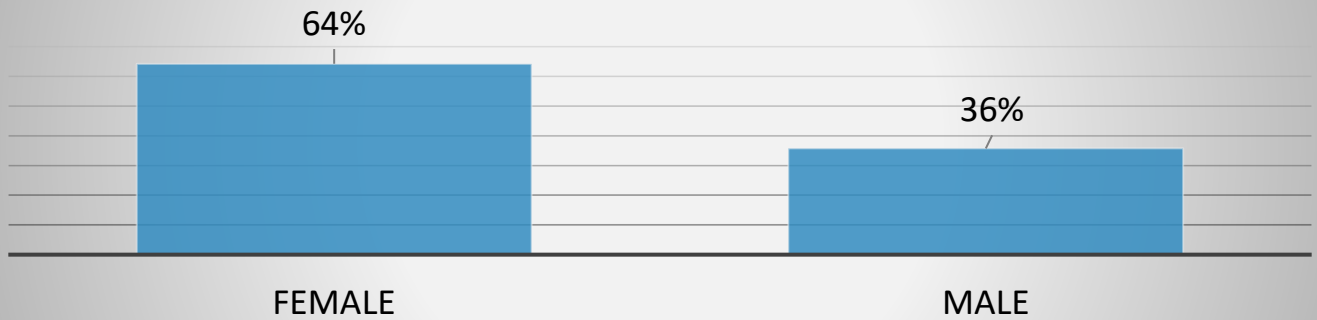
20th Judicial District FFY23 CVC CLAIM DEMOGRAPHICS

20th JD Race and Ethnicity Demographics

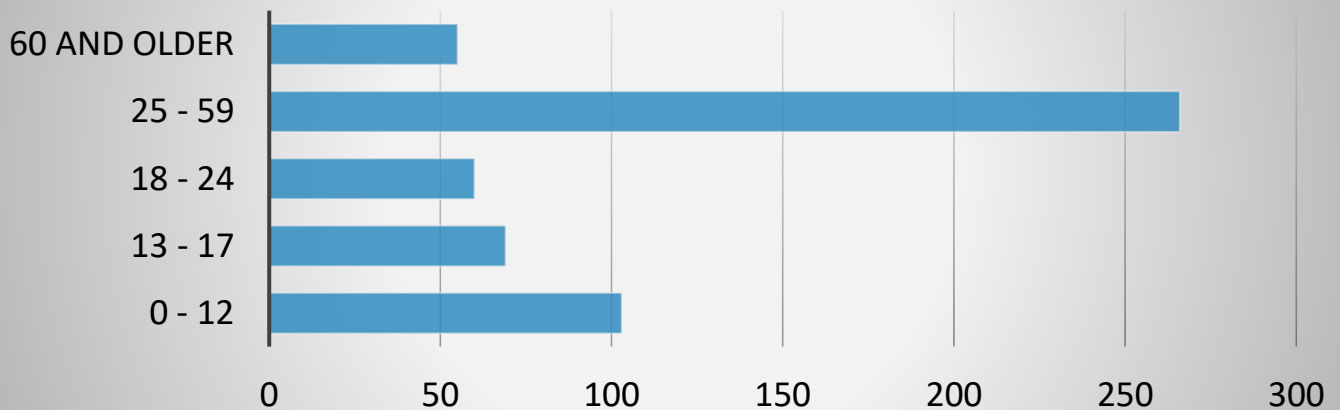


*Includes Native American, Asian, Native Hawaiian / Pacific Islander and Multiple Races

20th JD Gender Demographics



20th JD Age Demographics



21st Judicial District
Mesa County

<https://da.mesacounty.us/victimwitness-program/crime-victim-compensation/>

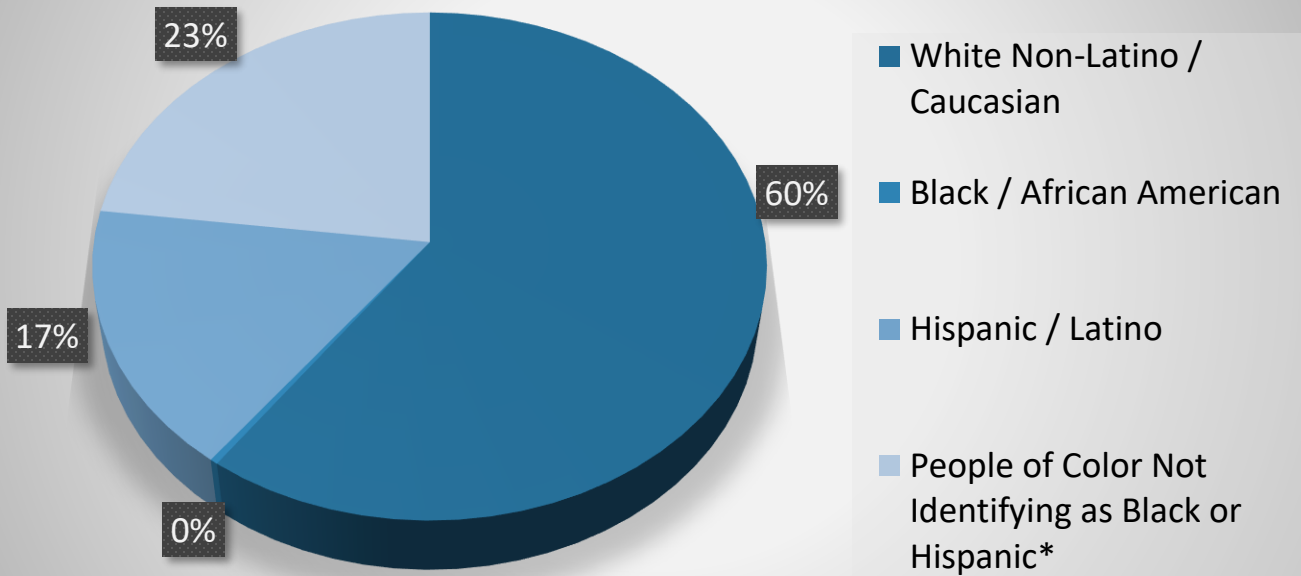
Program Administrator: Jennifer Ballagh
jennifer.ballagh@mesacounty.us

FFY23 CVC CLAIMS BY CRIMES	TOTAL CVC CLAIMS	DV RELATED	TOTAL CVC FUNDS
ARSON	0	0	\$0
ASSAULT	61	34	\$ 157,474
BURGLARY	17	3	\$ 40,642
CHILD ABUSE	67	1	\$ 93,025
HOMICIDE	28	4	\$ 45,257
HUMAN TRAFFICKING	0	0	\$0
KIDNAPPING	3	2	\$ 3,923
DWI / DUI	1	N / A	\$ 7,725
OTHER VEHICULAR CRIMES	29	N / A	\$ 128,584
ROBBERY	1	0	\$ 5,494
SEXUAL ASSAULT	8	2	\$ 18,764
STALKING	4	0	\$ 2,342
PROTECTION ORDER VIOLATIONS	1	1	\$ 4,755
TOTAL 21st JD CVC CLAIMS PAID	220	47	\$ 507,985

FFY23 CVC CLAIMS BY SERVICES	TOTAL CVC FUNDS
MEDICAL/DENTAL	\$ 70,712
MENTAL HEALTH	\$ 162,901
ECONOMIC SUPPORT	\$ 136,952
FUNERAL/BURIAL	\$ 39,467
CRIME SCENE CLEAN-UP	\$ 15,923
RELOCATION	\$ 28,455
TRAVEL	\$ 41,217
SECURITY DEVICES (INCLUDES WINDOWS, LOCKS, DOORS)	\$ 12,357
TOTAL 21ST JD CVC PROGRAM FUNDS PAID	\$ 507,985
TOTAL 21ST JD CVC PROGRAM STATE COLLECTIONS 14% LESS THAN PAID	\$ 438,992
TOTAL 21 ST JD CVC FEDERAL GRANT FUNDS RECEIVED	\$ 0
TOTAL 21 ST JD CVC FEDERAL GRANT FUNDS EXPENDED	\$ 0

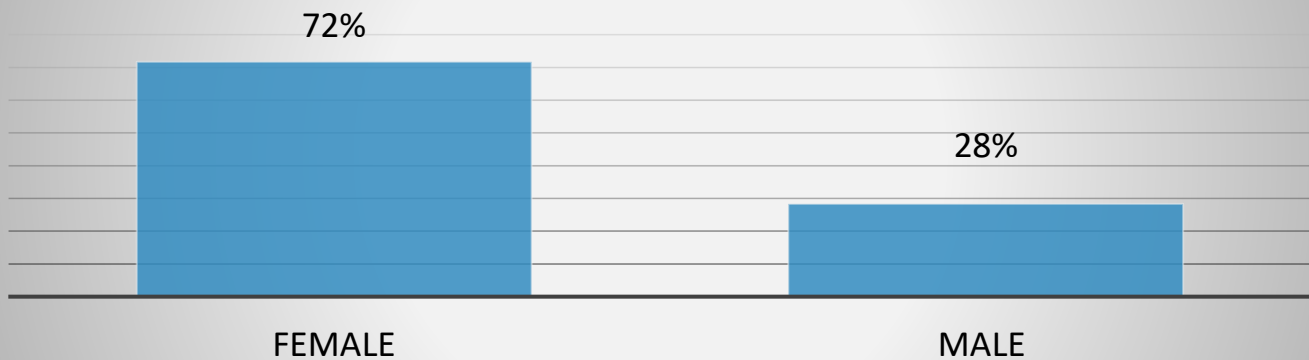
21st Judicial District FFY23 CVC CLAIM DEMOGRAPHICS

21st JD Race and Ethnicity Demographics

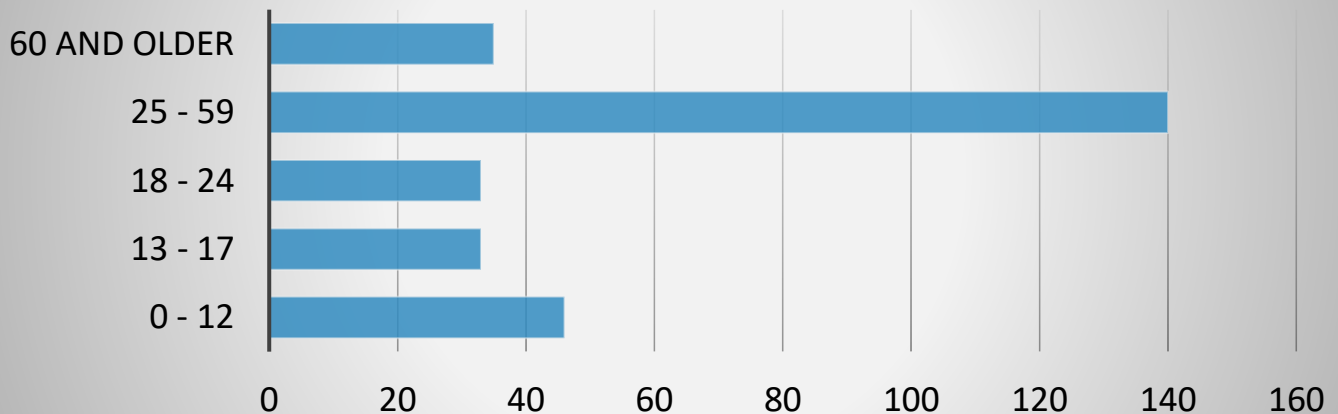


*Includes Native American, Asian, Native Hawaiian / Pacific Islander and Multiple Races

21st JD Gender Demographics



21st JD Age Demographics



22nd Judicial District
 Dolores and Montezuma Counties

<https://montezumacounty.org/services/district-attorney/victim-compensation-program/>

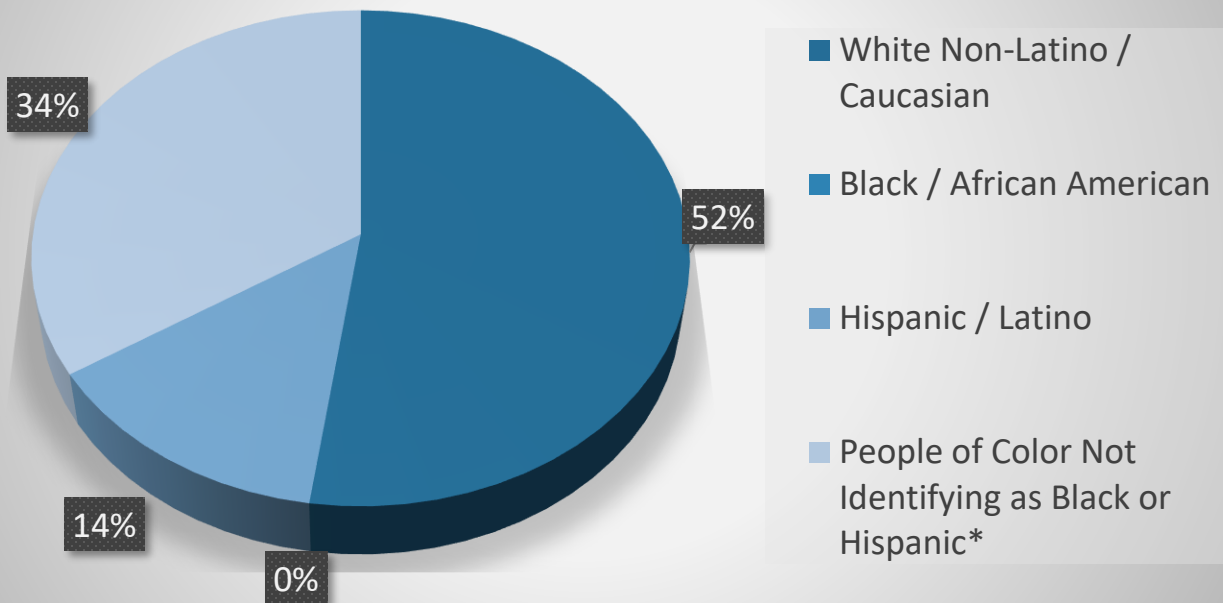
Program Administrator: Stephanie Carver
scarver@co.montezuma.co.us

FFY23 CVC CLAIMS BY CRIMES	TOTAL CVC CLAIMS	DV RELATED	TOTAL CVC FUNDS
ARSON	0	0	\$0
ASSAULT	11	54	\$ 30,090
BURGLARY	2	2	\$ 2,430
CHILD ABUSE	1	0	\$ 515
HOMICIDE	7	0	\$ 18,811
HUMAN TRAFFICKING	0	0	\$0
KIDNAPPING	1	0	\$ 480
DWI / DUI	1	N / A	\$ 904
OTHER VEHICULAR CRIMES	2	N / A	\$ 17,744
ROBBERY	0	0	\$0
SEXUAL ASSAULT	1	1	\$ 3,759
STALKING	1	1	\$ 567
PROTECTION ORDER VIOLATIONS	0	0	\$0
TOTAL 22nd JD CVC CLAIMS PAID	27	58	\$ 75,300

FFY23 CVC CLAIMS BY SERVICES	TOTAL CVC FUNDS
MEDICAL/DENTAL	\$ 26,781
MENTAL HEALTH	\$ 580
ECONOMIC SUPPORT	\$ 10,716
FUNERAL/BURIAL	\$ 23,565
CRIME SCENE CLEAN-UP	\$ 1,693
RELOCATION	\$ 9,350
TRAVEL	\$0
SECURITY DEVICES (INCLUDES WINDOWS, LOCKS, DOORS)	\$ 2,616
TOTAL 22ND JD CVC PROGRAM FUNDS PAID	\$ 75,300
TOTAL 22ND JD CVC PROGRAM STATE COLLECTIONS	\$ 82,922
TOTAL 22 ND JD CVC FEDERAL GRANT FUNDS RECEIVED	\$0
TOTAL 22 ND JD CVC FEDERAL GRANT FUNDS EXPENDED	\$0

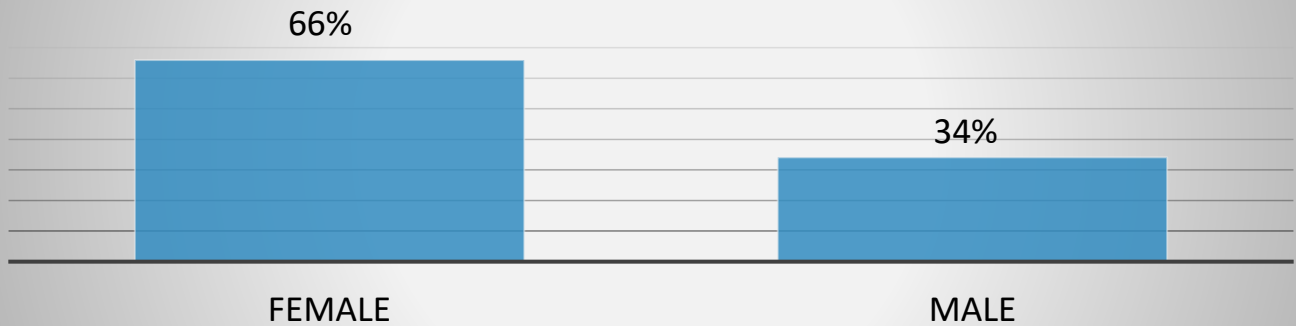
22nd Judicial District FFY23 CVC CLAIM DEMOGRAPHICS

22nd JD Race and Ethnicity Demographics

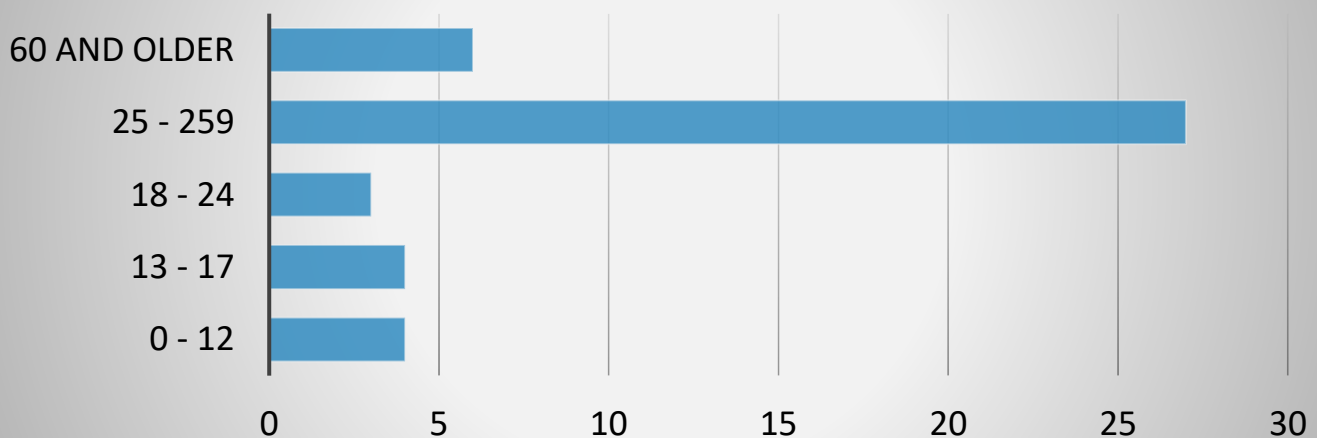


*Includes Native American, Asian, Native Hawaiian / Pacific Islander and Multiple Races

22nd JD Gender Demographics



22nd JD Age Demographics



Colorado Crime Victim Compensation Contact Information

Thank you for your time in reviewing the Colorado Crime Victim Compensation FFY 2023 Program Report.

This report reflects the both the critical financial assistance provided to victims of crime throughout Colorado. Additional information about Colorado's Crime Victim Compensation Programs is available on the Division of Criminal Justice, Office for Victims Program's website at:

dcj.colorado.gov/crime-victim-compensation

General questions about the CVC Program resources and referrals may also be directed to:

The Division of Criminal Justice

Office for Victims Programs

700 Kipling Street, Suite 1000

Denver, CO 80215

720 672-2166 or 303 239-5719

